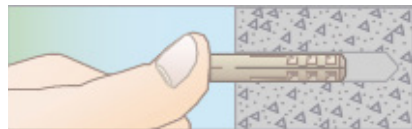
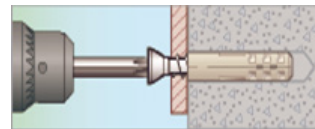


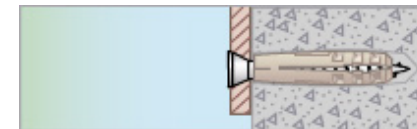
1. Bor hull. Velg bordiameter i henhold til Tekniske data.



2. Trykk pluggen inn i hullet.



3. Skru fast gjenstanden med egnet skrue. Skruen skal gå gjennom pluggen ca 3-5 mm.



4. Montering er ferdig.

Tekniske data

Beskrivelse	Betong C20/25 Strekkelastning / Tverrlast kg	Lettbetong Kvalitetsgruppe 450 strekkelastning kg	Skrue Ø mm	Borr Ø mm	Borr dybde min mm
N4x20	20/-	-	3	4	30
N5x25	30 / 65	4	4	5	35
N6x30	50 / 90	8	5	6	40
N8x40	80 / 110	15	6	8	50
N10x50	120 / 220	20	8	10	60
N12x60	180 / 340	25	10	12	70
NL8x65		20	6	8	75
NL10x80		25	8	10	90
NL12x95		35	10	12	105
N14x70	280	35	12	14	80
N16x80	400	50	14	16	90
N20x90	550	65	16	20	100