



TOIMIVUSDEKLARATSIOON

No: DoP-230236 [ET]



Tootetüübi kordumatu identifitseerimiskood:
ESSVE Angle Brackets

Tootja:

ESSVE Produkter AB
BOX 7091
164 07 Kista
Sweden

Euroopa tehniline hinnang (ETA)	Intended use
ETA-23/0236 (2023-04-24)	o ETA-23/0236, section 2

Euroopa tehniline hinnang (ETA)	Toimivuse püsivuse hindamise ja kontrolli süsteem (AVCP)	Euroopa hindamisdokument	Tehnilise hindamise asutus (TAB)
ETA-23/0236 (2023-04-24)	2+	EAD 130186-00-0603, (2018-07)	ETA-Danmark A/S

Euroopa tehniline hinnang (ETA)	Põhiomadused	Toimivus
ETA-23/0236 (2023-04-24)	Joint Strength - Characteristic load-carrying capacity	Annex B
	Joint stiffness	Annex B
	Joint ductility	No performance assessed
	Resistance to seismic actions	No performance assessed
	Resistance to corrosion and deterioration	section 3.6
	Reaction to fire	Class A1



TOIMIVUSDEKLARATSIOON

No: DoP-230236 [ET]

ESSVE
GET IT DONE

Eespool kirjeldatud toote toimivus vastab deklareeritud toimivusele. Käesolev toimivusdeklaratsioon on välja antud kooskõlas määrusega (EL) nr 305/2011 eespool nimetatud tootja ainuvastutusel.

Tootja poolt ja nimel allkirjastanud:

Dyar Jamil

Kista 2023-07-03

Dyar Jamil

Technical expert Wood fasteners

[ETA attached as an appendix]

Cross list:

Item no - ESSVE	ETA PRODUCT DESCRIPTION
452041	ANGLE BRACKET 100X100X100X2,5 CE
452039	ANGLE BRACKET 100X100X60X2,5 CE
452011	ANGLE BRACKET 105x105x90x3,0 CE
452021	ANGLE BRACKET 105x105x90x3,0 REINFORCED CE
452029	ANGLE BRACKET 40x40x40x2,0 CE
452051	ANGLE BRACKET 40x40x60x2,5 CE
452055	ANGLE BRACKET 60X60X30X2,5 CE
452031	ANGLE BRACKET 60X60X80X2,5 CE
452033	ANGLE BRACKET 60X60X90X2,5 CE
452057	ANGLE BRACKET 80x80x40x2,5 CE
452322	ANGLE BRACKET 90x60x60x2,5 REINFORCED 10x30 10x40 5x30 CE
452318	ANGLE BRACKET 90x60x60x2,5 REINFORCED 5x30 10x30 CE
452316	ANGLE BRACKET 90x60x60x2,5 REINFORCED CE
452025	ANGLE BRACKET 90x90x65x2,5 REINFORCED CE



ETA-Danmark A/S
Göteborg Plads 1
DK-2150 Nordhavn
Tel. +45 72 24 59 00
Fax +45 72 24 59 04
Internet www.etadanmark.dk

Authorised and notified according
to Article 29 of the Regulation (EU)
No 305/2011 of the European
Parliament and of the Council of 9
March 2011

MEMBER OF EOTA



European Technical Assessment ETA-23/0236 of 2023/04/24

I General Part

Technical Assessment Body issuing the ETA and designated according to Article 29 of the Regulation (EU) No 305/2011: ETA-Danmark A/S

Trade name of the construction product:

ESSVE angle brackets – see types in section I.1

Product family to which the above construction product belongs:

Three-dimensional nailing plate (angle bracket for wood to wood connections)

Manufacturer:

ESSVE Produkter AB
Esbogatan 14
SE-164 74 Kista
Internet www.essve.se

Manufacturing plant:

ESSVE Produkter AB
Manufacturing plant 926

This European Technical Assessment contains:

59 pages including 2 annexes which form an integral part of the document

This European Technical Assessment is issued in accordance with Regulation (EU) No 305/2011, on the basis of:

EAD 130186-00-0603 for Three-dimensional nailing plates

This version replaces:

Translations of this European Technical Assessment in other languages shall fully correspond to the original issued document and should be identified as such.

Communication of this European Technical Assessment, including transmission by electronic means, shall be in full (excepted the confidential Annex(es) referred to above). However, partial reproduction may be made, with the written consent of the issuing Technical Assessment Body. Any partial reproduction has to be identified as such.

II SPECIFIC PART OF THE EUROPEAN TECHNICAL ASSESSMENT

1 Technical description of product and intended use

Technical description of the product

The angle brackets covered by this ETA are stated in table A1 of annex A

ESSVE angle brackets with and without rib are one-piece non-welded, face-fixed angle brackets to be used in timber to timber connections. They are connected to the timber elements by a range of profiled nails.

The angle brackets are made from pre-galvanized steel DX 51 D / Z 275 according to EN 10346:2015 with minimum yield strength $R_e \geq 250 \text{ N/mm}^2$, and minimum tensile strength $R_m \geq 360 \text{ N/mm}^2$ and minimum ultimate strain $A_{80} \geq 22\%$ and are available with or without an embossed rib and with rib and hook. Dimensions, hole positions and typical installations are shown in Annex A. ESSVE angle brackets are made from steel with tolerances according to EN 10143.

2 Specification of the intended use in accordance with the applicable European Assessment Document (hereinafter EAD)

The angle brackets are intended for use in making connections in load bearing timber structures, as a connection between a beam and a purlin, where requirements for mechanical resistance and stability and safety in use in the sense of the Basic Works Requirements 1 and 4 of Regulation (EU) 305/2011 shall be fulfilled.

The connection may be with a single angle bracket or with an angle bracket on each side of the fastened timber member (see Annex A).

The static and kinematical behaviour of the timber members or the supports shall be as described in Annex B.

The wood members may be of solid timber, glued laminated timber and similar glued members, or wood-based structural members with a characteristic density from 290 kg/m^3 to 420 kg/m^3 . This requirement to the material of the wood members can be fulfilled by using

the following materials:

- Structural solid timber classified to C14-C40 according to EN 338 / EN 14081,
- Glulam classified to GL24-GL36 according to EN 1194 / EN 14080,
- LVL according to EN 14374,
- Parallam PSL,
- Intrallam LSL,
- Duo- and Triobalken,
- Layered wood plates,
- Plywood according to EN 636

Annex B states the load-carrying capacities of the angle bracket connections for a characteristic density of 350 kg/m^3 . For timber or wood based material with a lower characteristic density than 350 kg/m^3 the load-carrying capacities shall be reduced by the k_{dens} factor:

$$k_{\text{dens}} = \left(\frac{\rho_k}{350} \right)^2$$

Where ρ_k is the characteristic density of the timber in kg/m^3 .

The design of the connections shall be in accordance with Eurocode 5 or a similar national Timber Code. The wood members shall have a thickness which is larger than the penetration depth of the nails into the members.

The angle brackets are primarily for use in timber structures subject to the dry, internal conditions defined by service classes 1 and 2 of Eurocode 5 and for connections subject to static or quasi-static loading.

The angle brackets can also be used in outdoor timber structures, service class 3, when a corrosion protection in accordance with Eurocode 5 is applied, or when stainless steel with similar or better characteristic yield and ultimate strength is employed.

The angle brackets may also be used for connections between a timber member and a member of concrete or steel.

The provisions made in this European Technical Assessment are based on an assumed intended working life of the connectors of 50 years.

The indications given on the working life cannot be interpreted as a guarantee given by the producer or Assessment Body, but are to be regarded only as a means for choosing the right products in relation to the expected economically reasonable working life of the works

3 Performance of the product and references to the methods used for its assessment

Characteristic	Assessment of characteristic
3.1 Mechanical resistance and stability*) (BWR1)	
Joint Strength - Characteristic load-carrying capacity	See Annex B
Joint Stiffness	See Annex B
Joint ductility	No performance assessed
Resistance to seismic actions	No performance assessed
Resistance to corrosion and deterioration	See section 3.6
3.2 Safety in case of fire (BWR2)	
Reaction to fire	The angle brackets are made from steel classified as Euroclass A1 in accordance with EN 13501-1 and Commission Delegated Regulation 2016/364
3.3 General aspects related to the performance of the product	The angle brackets have been assessed as having satisfactory durability and serviceability when used in timber structures using the timber species described in Eurocode 5 and subject to the conditions defined by service class 1 and 2
Identification	See Annex A

*) See additional information in section 3.4 – 3.7.

3.4 Methods of verification

The characteristic load-carrying capacities are based on the characteristic values of the nail connections and the steel plates. To obtain design values the capacities have to be divided by different partial factors for the material properties, the nail connection in addition multiplied with the coefficient k_{mod} .

According to EN 1990 (Eurocode – Basis of design) paragraph 6.3.5 the design value of load-carrying capacity may be determined by reducing the characteristic values of the load-carrying capacity with different partial factors.

Thus, the characteristic values of the load-carrying capacity are determined also for timber failure $F_{\text{Rk,H}}$ (obtaining the embedment strength of nails subjected to shear or the withdrawal capacity of the most loaded nail, respectively) as well as for steel plate failure $F_{\text{Rk,S}}$. The design value of the load-carrying capacity is the smaller value of both load-carrying capacities.

$$F_{\text{Rd}} = \min \left\{ \frac{k_{\text{mod}} \cdot F_{\text{Rk,H}}}{\gamma_{\text{M,H}}}, \frac{F_{\text{Rk,S}}}{\gamma_{\text{M,S}}} \right\}$$

Therefore, for timber failure the load duration class and the service class are included. The different partial factors γ_{M} for steel or timber, respectively, are also correctly taken into account.

3.5 Mechanical resistance and stability

See annex B for the characteristic load-carrying capacity in the different directions F_1 to F_5 .

The characteristic capacities of the angle brackets are determined by calculation assisted by testing as described in the EAD 130186-00-0603 for Three-dimensional nailing plates. They should be used for designs in accordance with Eurocode 5 or a similar national Timber Code.

Threaded nails (ringed shank nails) in accordance to EN 14592

In the formulas in Annex B the capacities for threaded nails calculated from the formulas of Eurocode 5 are used assuming a thick steel plate when calculating the lateral nail load-carrying-capacity.

The load bearing capacities of the brackets has been determined based on the use of connector nails 4,0 x 40 mm in accordance with the German national approval for the nails.

The characteristic withdrawal capacity of the nails has to be determined by calculation in accordance with EN 1995-1-1: 2004, paragraph 8.3.2 (head pull-through is not relevant):

$$F_{\text{ax,Rk}} = f_{\text{ax,k}} \times d \times t_{\text{pen}}$$

Where:

$f_{\text{ax,k}}$	Characteristic value of the withdrawal parameter in N/mm ²
d	Nail diameter in mm
t_{pen}	Penetration depth of the profiles shank in mm $t_{\text{pen}} \geq 30 \text{ mm}$

Based on tests by Versuchsanstalt für Stahl, Holz und Steine, University of Karlsruhe, the characteristic value of the withdrawal resistance for the threaded nails used can be calculated as:

$$f_{\text{ax,k}} = 50 \times 10^{-6} \times \sigma_{\text{k}}^2$$

Where:

σ_{k}	Characteristic density of the timber in kg/m ³
---------------------	---

The shape of the nail directly under the head shall be in the form of a truncated cone with a diameter under the nail head which exceeds the hole diameter.

4,0 mm threaded nails with a truncated cone below the head are used as fasteners, which are particularly suitable for nailed steel-to-timber connections. The specific shape below the head causes a clamping of nails in the steel plate.

It is assumed that angle brackets 70 with and without rib are fastened with nails 4,0x40 with a profiled length including the nail point of at least 30 mm and angle brackets 90 and 105 with and without rib are fastened with nails 4,0x60 with a profiled length including the nail point of at least 50 mm.

No performance has been determined in relation to ductility of a joint under cyclic testing. The contribution to the performance of structures in seismic zones, therefore, has not been assessed.

No performance has been determined in relation to the joint's stiffness properties - to be used for the analysis of the serviceability limit state.

3.6 Aspects related to the performance of the product

3.11.1 Corrosion protection in service class 1 and 2.

In accordance with EAD 130186-00-0603 for Three-dimensional nailing plates the angle brackets are made pre-galvanized steel DX 51 D / Z 275 according to EN 10346:2015 with minimum yield strength $R_e \geq 250 \text{ N/mm}^2$, and minimum tensile strength $R_m \geq 360 \text{ N/mm}^2$ and minimum ultimate strain $A_{80} \geq 22\%$

3.7 General aspects related to the fitness for use of the product

The three-dimensional nailing plates are manufactured in accordance with the provisions of this European Technical Assessment using the manufacturing processes as identified in the inspection of the plant by the notified inspection body and laid down in the technical documentation.

The nailing pattern used shall be either the maximum or the minimum pattern as defined in Annex A.

The following provisions concerning installation apply:

The structural members – the components 1 and 2 shown in the figure on page 14 - to which the brackets are fixed shall be:

- Restrained against rotation. At a load F_4/F_5 , the component 2 is allowed to be restrained against rotation by the Angle brackets.
- Strength class C14 or better, see section 1 of this ETA
- Free from wane under the bracket.
- The actual end bearing capacity of the timber member to be used in conjunction with the bracket is checked by the designer of the structure to ensure it is not less than the bracket capacity and, if necessary, the bracket capacity reduced accordingly.
- The gap between the timber members does not exceed 3 mm.
- There are no specific requirements relating to preparation of the timber members.
- The execution of the connection shall be in accordance with the approval holder's technical literature

4 Attestation and verification of constancy of performance (AVCP)

4.1 AVCP system

According to the decision 97/638/EC of the European Commission¹, as amended, the system(s) of assessment and verification of constancy of performance (see Annex V to Regulation (EU) No 305/2011) is 2+.

5 Technical details necessary for the implementation of the AVCP system, as foreseen in the applicable EAD

Technical details necessary for the implementation of the AVCP system are laid down in the control plan deposited at ETA-Danmark prior to CE marking

Issued in Copenhagen on 2023-04-24 by



Thomas Bruun
Managing Director, ETA-Danmark

Annex A
Product details definitions

Table A.1 Materials specification

Bracket type	Thickness (mm)	Steel specification	Coating specification
40 x 40 x 40 x 2,0	2,0	DX 51 D	Z 275
40 x 40 x 40 x 2,5	2,5	DX 51 D	Z 275
40 x 40 x 50 x 2,0	2,0	DX 51 D	Z 275
40 x 40 x 50 x 2,5	2,5	DX 51 D	Z 275
40 x 40 x 60 x 2,0	2,0	DX 51 D	Z 275
40 x 40 x 60 x 2,5	2,5	DX 51 D	Z 275
40 x 40 x 80 x 2,0	2,0	DX 51 D	Z 275
40 x 40 x 80 x 2,5	2,5	DX 51 D	Z 275
40 x 40 x 100 x 2,0	2,0	DX 51 D	Z 275
40 x 40 x 100 x 2,5	2,5	DX 51 D	Z 275
50 x 50 x 55 x 2,5	2,5	DX 51 D	Z 275
60 x 35 x 60 x 2,0, short rib, long hole	2,0	DX 51 D	Z 275
60 x 35 x 60 x 2,5, short rib, long hole	2,5	DX 51 D	Z 275
60 x 35 x 60 x 2,0, short rib, two long holes	2,0	DX 51 D	Z 275
60 x 60 x 20 x 2,0	2,0	DX 51 D	Z 275
60 x 60 x 20 x 2,5	2,5	DX 51 D	Z 275
60 x 60 x 30 x 2,0	2,0	DX 51 D	Z 275
60 x 60 x 30 x 2,5	2,5	DX 51 D	Z 275
60 x 60 x 40 x 2,0	2,0	DX 51 D	Z 275
60 x 60 x 50 x 2,0	2,0	DX 51 D	Z 275
60 x 60 x 50 x 2,0 with bolt hole	2,0	DX 51 D	Z 275
60 x 60 x 50 x 2,5	2,5	DX 51 D	Z 275
60 x 60 x 60 x 2,0	2,0	DX 51 D	Z 275
60 x 60 x 80 x 2,0	2,0	DX 51 D	Z 275
60 x 60 x 80 x 2,5	2,5	DX 51 D	Z 275
60 x 60 x 90 x 2,0	2,0	DX 51 D	Z 275
60 x 60 x 90 x 2,5	2,5	DX 51 D	Z 275
60 x 60 x 100 x 2,0	2,0	DX 51 D	Z 275
60 x 60 x 100 x 2,0 with bolt hole	2,0	DX 51 D	Z 275
60 x 60 x 100 x 2,5	2,5	DX 51 D	Z 275
60 x 60 x 100 x 2,5 with bolt hole	2,5	DX 51 D	Z 275
60 x 65 x 55 x 3,0	3,0	DX 51 D	Z 275
65 x 65 x 55 x 2,5	2,5	DX 51 D	Z 275
75 x 60 x 60 x 2,0, short rib, long hole	2,0	DX 51 D	Z 275
75 x 60 x 60 x 2,5, short rib, long hole	2,5	DX 51 D	Z 275
75 x 60 x 60 x 2,5, short rib, two long holes	2,5	DX 51 D	Z 275
80 x 80 x 20 x 2,0	2,0	DX 51 D	Z 275
80 x 80 x 20 x 2,5	2,5	DX 51 D	Z 275
80 x 80 x 40 x 2,0	2,0	DX 51 D	Z 275
80 x 80 x 40 x 2,5	2,5	DX 51 D	Z 275
80 x 80 x 50 x 2,0 with bolt hole	2,0	DX 51 D	Z 275
80 x 80 x 50 x 2,5 with bolt hole	2,5	DX 51 D	Z 275
80 x 80 x 60 x 2,0	2,0	DX 51 D	Z 275
80 x 80 x 80 x 2,0	2,0	DX 51 D	Z 275
80 x 80 x 100 x 2,0	2,0	DX 51 D	Z 275
80 x 80 x 100 x 2,0 with bolt hole	2,0	DX 51 D	Z 275
80 x 80 x 100 x 2,5	2,5	DX 51 D	Z 275

Bracket type	Thickness (mm)	Steel specification	Coating specification
80 x 80 x 100 x 2,5 with bolt hole	2,5	DX 51 D	Z 275
90 x 40 x 40 x 2,5	2,5	DX 51 D	Z 275
90 x 60 x 60 x 2,0, short rib, long hole	2,0	DX 51 D	Z 275
90 x 60 x 60 x 2,0, short rib, two long holes	2,0	DX 51 D	Z 275
90 x 60 x 60 x 2,5, short rib, long hole	2,5	DX 51 D	Z 275
90 x 60 x 60 x 2,5, short rib, two long holes	2,5	DX 51 D	Z 275
90 x 60 x 60 x 2,5, short rib, three long holes	2,5	DX 51 D	Z 275
90 x 90 x 65 x 2,5 with bolt hole	2,5	DX 51 D	Z 275
90 x 90 x 65 x 2,5 with bolt hole, long hole	2,5	DX 51 D	Z 275
90 x 90 x 65 x 2,5 with rib	2,5	DX 51 D	Z 275
90 x 90 x 90 x 3,0	3,0	DX 51 D	Z 275
90 x 90 x 90 x 3,0 with hook	3,0	DX 51 D	Z 275
90 x 90 x 90 x 3,0 with rib	3,0	DX 51 D	Z 275
90 x 90 x 90 x 3,0 with rib, with hook	3,0	DX 51 D	Z 275
100 x 100 x 40 x 2,0	2,0	DX 51 D	Z 275
100 x 100 x 40 x 2,5	2,5	DX 51 D	Z 275
100 x 100 x 50 x 2,0 with bolt hole	2,0	DX 51 D	Z 275
100 x 100 x 50 x 2,5 with bolt hole	2,5	DX 51 D	Z 275
100 x 100 x 55 x 2,5 with rib	2,5	DX 51 D	Z 275
100 x 100 x 60 x 2,0	2,0	DX 51 D	Z 275
100 x 100 x 60 x 2,5	2,5	DX 51 D	Z 275
100 x 100 x 80 x 2,0	2,0	DX 51 D	Z 275
100 x 100 x 100 x 2,0	2,0	DX 51 D	Z 275
100 x 100 x 100 x 2,0 with bolt hole	2,0	DX 51 D	Z 275
100 x 100 x 100 x 2,5	2,5	DX 51 D	Z 275
105 x 105 x 90 x 2,5, rib, with bolt hole	2,5	DX 51 D	Z 275
105 x 105 x 90 x 2,5 with bolt hole	2,5	DX 51 D	Z 275
105 x 105 x 90 x 3,0	3,0	DX 51 D	Z 275
105 x 105 x 90 x 3,0 with hook	3,0	DX 51 D	Z 275
105 x 105 x 90 x 3,0 with rib	3,0	DX 51 D	Z 275
105 x 105 x 90 x 3,0 with rib, with hook	3,0	DX 51 D	Z 275
120 x 120 x 90 x 3,0	3,0	DX 51 D	Z 275
120 x 120 x 90 x 3,0 with hook	3,0	DX 51 D	Z 275
120 x 120 x 90 x 3,0 with rib	3,0	DX 51 D	Z 275
120 x 120 x 90 x 3,0 with rib, with hook	3,0	DX 51 D	Z 275
130 x 50 x 65 x 2,5 with bolt hole and long hole	2,5	DX 51 D	Z 275
140 x 140 x 90 x 3,0	3,0	DX 51 D	Z 275
140 x 140 x 90 x 3,0 with hook	3,0	DX 51 D	Z 275
140 x 140 x 90 x 3,0 with rib	3,0	DX 51 D	Z 275
140 x 140 x 90 x 3,0 with rib, with hook	3,0	DX 51 D	Z 275

Table A.2 Range of sizes

Bracket type	Height (mm)		Height (mm)		Width (mm)	
	vertical		horizontal			
40 x 40 x 40 x 2,0	39	41	39	41	39	41
40 x 40 x 40 x 2,5	39	41	39	41	39	41
40 x 40 x 50 x 2,0	39	41	39	41	49	51
40 x 40 x 50 x 2,5	39	41	39	41	49	51
40 x 40 x 60 x 2,0	39	41	39	41	59	61
40 x 40 x 60 x 2,5	39	41	39	41	59	61
40 x 40 x 80 x 2,0	38,5	40,5	39	41	79	81
40 x 40 x 80 x 2,5	39	41	39	41	79	81
40 x 40 x 100 x 2,0	39	41	39	41	99	101
40 x 40 x 100 x 2,5	39	41	39	41	99	101
50 x 50 x 55 x 2,5	49	51	49	51	53	56
60 x 35 x 60 x 2,0, short rib, long hole	59	61	59	61	34	36
60 x 35 x 60 x 2,5, short rib, long hole	59	61	59	61	34	36
60 x 35 x 60 x 2,0, short rib, two long holes	59	61	59	61	34	36
60 x 60 x 20 x 2,0	59	61	59	61	19	21
60 x 60 x 20 x 2,5	59	61	59	61	19	21
60 x 60 x 30 x 2,0	59	61	59	61	29	31
60 x 60 x 30 x 2,5	59	61	59	61	29	31
60 x 60 x 40 x 2,0	59	61	59	61	39	41
60 x 60 x 50 x 2,0	59	61	59	61	49	51
60 x 60 x 50 x 2,0 with bolt hole	59	61	59	61	49	51
60 x 60 x 50 x 2,5	59	61	59	61	49	51
60 x 60 x 60 x 2,0	59	61	59	61	59	61
60 x 60 x 80 x 2,0	59	61	59	61	79	81
60 x 60 x 80 x 2,5	58,5	60,5	58,5	60,5	79	81
60 x 60 x 90 x 2,0	59	61	59	61	89	91
60 x 60 x 90 x 2,5	59	61	59	61	89	91
60 x 60 x 100 x 2,0	59	61	59	61	99	101
60 x 60 x 100 x 2,0 with bolt hole	59	61	59	61	99	101
60 x 60 x 100 x 2,5	59	61	59	61	99	101
60 x 60 x 100 x 2,5 with bolt hole	59	61	59	61	99	101
60 x 65 x 55 x 3,0	59	61	64	66	54	56
65 x 65 x 55 x 2,5	64	66	64	66	54	56
75 x 60 x 60 x 2,0, short rib, long hole	74	76	59	61	59	61
75 x 60 x 60 x 2,5, short rib, long hole	74	76	59	61	59	61
75 x 60 x 60 x 2,5, short rib, two long holes	74	76	59	61	59	61
80 x 80 x 20 x 2,0	79	81	79	81	19	21
80 x 80 x 20 x 2,5	79	81	79	81	19	21
80 x 80 x 40 x 2,0	79	81	79	81	39	41
80 x 80 x 40 x 2,5	79	81	79	81	39	41
80 x 80 x 50 x 2,0 with bolt hole	79	81	79	81	49	51
80 x 80 x 50 x 2,5 with bolt hole	79	81	79	81	49	51
80 x 80 x 60 x 2,0	79	81	79	81	59	61
80 x 80 x 80 x 2,0	79	81	79	81	79	81
80 x 80 x 100 x 2,0	79	81	79	81	99	101
80 x 80 x 100 x 2,0 with bolt hole	79	81	79	81	99	101
80 x 80 x 100 x 2,5	79	81	79	81	99	101
80 x 80 x 100 x 2,5 with bolt hole	79	81	79	81	99	101
90 x 40 x 40 x 2,5	88,5	90,5	38,5	40,5	38	41
90 x 60 x 60 x 2,0, short rib, long hole	89	91	59	61	59	61

Bracket type	Height (mm)		Height (mm)		Width (mm)	
	vertical		horizontal			
90 x 60 x 60 x 2,0, short rib, two long holes	89	91	59	61	59	61
90 x 60 x 60 x 2,5, short rib, long hole	89	91	59	61	59	61
90 x 60 x 60 x 2,5, short rib, two long holes	89	91	59	61	59	61
90 x 60 x 60 x 2,5, short rib, three long holes	89	91	59	61	59	61
90 x 90 x 65 x 2,5 with bolt hole	89	91	59	61	64	66
90 x 90 x 65 x 2,5 with bolt hole, long hole	89	91	59	61	64	66
90 x 90 x 65 x 2,5 with rib	89	91	89	91	64	66
90 x 90 x 90 x 3,0	89	91	89	91	89	91
90 x 90 x 90 x 3,0 with hook	89	91	89	91	88	91
90 x 90 x 90 x 3,0 with rib	89	91	89	91	88	91
90 x 90 x 90 x 3,0 with rib, with hook	89	91	89	91	88	91
100 x 100 x 40 x 2,0	99	101	99	101	39	41
100 x 100 x 40 x 2,5	99	101	99	101	39	41
100 x 100 x 50 x 2,0 with bolt hole	99	101	99	101	49	51
100 x 100 x 50 x 2,5 with bolt hole	99	101	99	101	49	51
100 x 100 x 55 x 2,5 with rib	99	101	99	101	53	56
100 x 100 x 60 x 2,0	99	101	99	101	59	61
100 x 100 x 60 x 2,5	99	101	99	101	59	61
100 x 100 x 80 x 2,0	98,5	100,5	98,5	100,5	79	81
100 x 100 x 100 x 2,0	99	101	99	101	99	101
100 x 100 x 100 x 2,0 with bolt hole	99	101	99	101	99	101
100 x 100 x 100 x 2,5	99	101	99	101	99	101
105 x 105 x 90 x 2,5, rib, with bolt hole	104	106	104	106	89	91
105 x 105 x 90 x 2,5 with bolt hole, long hole	104	106	104	106	89	91
105 x 105 x 90 x 3,0	104	106	104	106	89	91
105 x 105 x 90 x 3,0 with hook	104	106	104	106	88	91
105 x 105 x 90 x 3,0 with rib	104	106	104	106	88	91
105 x 105 x 90 x 3,0 with rib, with hook	104	106	104	106	88	91
120 x 120 x 90 x 3,0	119	121	119	121	89	91
120 x 120 x 90 x 3,0 with hook	119	121	119	121	88	91
120 x 120 x 90 x 3,0 with rib	119	121	119	121	88	91
120 x 120 x 90 x 3,0 with rib, with hook	119	121	119	121	88	91
130 x 50 x 65 x 2,5 bolt hole and long hole	129	131	49	51	64	66
140 x 140 x 90 x 3,0	139	141	139	141	89	91
140 x 140 x 90 x 3,0 with hook	139	141	139	141	88	91
140 x 140 x 90 x 3,0 with rib	139	141	139	141	88	91
140 x 140 x 90 x 3,0 with rib, with hook	139	141	139	141	88	91

Table A.3 Fastener specification

Nail type	Nail size (mm)		Finish
	Diameter	Length	
According to EN 14592			
Threaded nail	4,0	40	Electroplated zinc
<p>In the load-carrying-capacities of the nailed connection in Annex B the capacities for threaded nails calculated from the formulas of Eurocode 5 are used assuming a thick steel plate when calculating the lateral nail load-carrying-capacity.</p> <p>The load-carrying-capacities of the angle brackets have been determined based on the use of connector nails 4,0 x 40 mm in accordance with the German national approval for the nails.</p> <p>The characteristic withdrawal capacity of the nails has to be determined by calculation in accordance with EN 1995-1-1:2004, paragraph 8.3.2 (head pull-through is not relevant):</p> $F_{ax,Rk} = f_{ax,k} \times d \times t_{pen}$ <p>Where:</p> <p>$f_{ax,k}$ Characteristic value of the withdrawal parameter in N/mm²</p> <p>d Nail diameter in mm</p> <p>t_{pen} Penetration depth of the profiled shank including the nail point in mm, $t_{pen} \geq 31$ mm</p> <p>Based on tests by Versuchsanstalt für Stahl, Holz und Steine, University of Karlsruhe (KIT), the characteristic value of the withdrawal resistance for the threaded nails used can be calculated as:</p> $f_{ax,k} = 50 \times 10^{-6} \times \rho_k^2$ <p>Where:</p> <p>ρ_k Characteristic density of the timber in kg/m³</p> <p>The shape of the nail directly under the head shall be in the form of a truncated cone with a diameter under the nail head which exceeds the hole diameter.</p>			
BOLT OR METAL ANCHOR diameter	Correspondent Hole diameter		Anchor type
8.0 - 10.0 mm	Max. 2 mm. larger than the anchor diameter		See specification of the manufacturer

Annex B
Characteristic load-carrying capacities

Table 1: Force F_1 Column, 2 angle brackets / connection

Bracket type	Nail number n_V	Nail number n_H	$F_{1,Rk}$ [kN] (column)	
			Timber	Steel
75 x 60 x 60 x 2,0, short rib, long hole	1,2,3	10,11,12,14,15,16	2,81	1,49
75 x 60 x 60 x 2,5, short rib, long hole	1,2	8,10,11,12,13	1,87	2,02
75 x 60 x 60 x 2,5, short rib, two long holes	1,2,3	9,10,11,13,14,15	2,81	2,33
80 x 80 x 40 x 2,0	1,2	9,10,11,12,13,14,15,16	2,50	1,55
80 x 80 x 40 x 2,5	1,2	9,10,11,12,13,14,15,16	2,50	2,43
80 x 80 x 50 x 2,0 with bolt hole	1,2	12,13,14,15,16,18,19,20,21,22	2,47	1,93
80 x 80 x 50 x 2,5 with bolt hole	1,2	12,13,14,15,16,18,19,20,21,22	2,47	3,02
80 x 80 x 60 x 2,0	1,2,3	13,14,15,16,17,18,19,20,21,22, 23,24	3,82	2,61
80 x 80 x 80 x 2,0	1,2,3	15,16,17,18,19,20,21,22,23,24, 25,26,27,28	4,90	2,78
80 x 80 x 100 x 2,0	1,2,3,4	19,20,21,22,23,24,25,26,27,28, 29,30,31,32,33,34,35,36	6,13	3,48
80 x 80 x 100 x 2,0 with bolt hole	1,2,3,4	20,21,22,23,24,25,26,27,28,30, 31,32,33,34,35,36,37,38	4,94	3,87
80 x 80 x 100 x 2,5	1,2,3,4	19,20,21,22,23,24,25,26,27,28, 29,30,31,32,33,34,35,36	6,13	5,44
80 x 80 x 100 x 2,5 with bolt hole	1,2,3,4	20,21,22,23,24,25,26,27,28,30, 31,32,33,34,35,36,37,38	4,94	6,04
90 x 40 x 40 x 2,5	1,2,4,5	11,12	1,36	1,47
90 x 60 x 60 x 2,0, short rib, long hole	1,2,3,4,5,6	10,11,12,14,15,16	2,81	1,49
90 x 60 x 60 x 2,0, short rib, two long holes	1,2,4,5,6	10,11,13,14,15	1,87	1,33
90 x 60 x 60 x 2,5, short rib, long hole	1,2,3,4,5,6	10,12,14,15,16	2,81	2,02
90 x 60 x 60 x 2,5, short rib, two long holes	1,2,4,5,6	10,11,13,14,15	1,87	2,07
90 x 60 x 60 x 2,5, short rib, three long holes	1,2,4	8,9,11,12,13	1,87	2,07
90 x 90 x 65 x 2,5 with bolt hole	1,2,5,6	16,17,18,20,21,22,24,25,26,29,30	3,44	3,24
90 x 90 x 65 x 2,5 with bolt hole, long hole	1,2,5,6	16,17,18,20,21,22,24,25,26,29,30	3,44	3,24
90 x 90 x 65 x 2,5 with rib	1,2,5,6	13,14,16,17,19,20,23,24	2,29	11,47
90 x 90 x 90 x 3,0	1,2	14,15,16,17,18,21,22,25,26, 27,28	5,94	5,22

Bracket type	Nail number n_V	Nail number n_H	$F_{1,Rk}$ [kN] (column)	
			Timber	Steel
90 x 90 x 90 x 3,0 with hook	1,2	14,15,16,17,18,21,22,25,26, 27,28	5,94	5,22
90 x 90 x 90 x 3,0 with rib	1,2	13,14,15,16,19,20,23,24,25,26	4,75	13,9
90 x 90 x 90 x 3,0 with rib, with hook	1,2	13,14,15,16,19,20,23,24,25,26	4,75	13,9
100 x 100 x 40 x 2,0	1,2,3,4	11,12,13,14,15,16,17,18,19,20	2,59	1,55
100 x 100 x 40 x 2,5	1,2,3,4	11,12,13,14,15,16,17,18,19,20	2,59	2,43
100 x 100 x 50 x 2,0 with bolt hole	1,2,3,5,6	16,17,18,19,20,22,23,24,25, 26,28,29	2,55	1,86
100 x 100 x 50 x 2,5 with bolt hole	1,2,3,5,6	16,17,18,19,20,22,23,24,25,26, 28,29	2,55	2,90
100 x 100 x 55 x 2,5 with rib	1,2,3,4,5	13,14,15,16,20,21,22,23,24	2,56	8,33
100 x 100 x 60 x 2,0	1,2,3,4,5,6	16,17,18,19,20,21,22,23,24,25, 26,27,28,29,30	3,95	2,61
100 x 100 x 60 x 2,5	1,2,3,4,5,6	16,17,18,19,20,21,22,23,24,25, 26,27,28,29,30	3,95	4,08
100 x 100 x 80 x 2,0	1,2,3,4,5,6,7	19,20,21,22,23,24,25,26,27,28, 29,30,31,32,33,34,35,36	5,11	2,78
100 x 100 x 100 x 2,0	1,2,3,4,5,6,7,8,9	24,25,26,27,28,29,30,31,32,33, 34,35,36,37,38,39,40,41,42,43, 44,45,46	6,42	3,63
100 x 100 x 100 x 2,0 with bolt hole	1,2,3,4,5,7,8,9,10	26,27,28,29,30,31,32,33,34,36, 37,38,39,40,41,42,43,44,46,47, 48,49	5,14	3,87
100 x 100 x 100 x 2,5	1,2,3,4,5,6,7,8,9	24,25,26,27,28,29,30,31,32,33, 34,35,36,37,38,39,40,41,42,43, 44,45,46	6,42	5,66
105 x 105 x 90 x 2,5, rib, with bolt hole	1,2,4,5	16,17,18,19,22,23,26,29,31,32	4,57	10,3
105 x 105 x 90 x 2,5 with bolt hole, long hole	1,2,4,5	17,18,19,20,21,24,25,28,31,33,34	5,71	3,52
105 x 105 x 90 x 3,0	1,2,4,5	17,18,19,20,21,24,25,28,31,33,34	6,15	5,22
105 x 105 x 90 x 3,0 with hook	1,2,4,5	17,18,19,20,21,24,25,28,31,33,34	6,15	5,22
105 x 105 x 90 x 3,0 with rib	1,2,4,5	16,17,18,19,22,23,26,29,31,32	4,92	14,1
105 x 105 x 90 x 3,0 with rib, with hook	1,2,4,5	16,17,18,19,22,23,26,29,31,32	4,92	14,1
120 x 120 x 90 x 3,0	3,4,6,7	19,20,21,22,23,26,27,30,33,35, 36,38	6,31	5,22
120 x 120 x 90 x 3,0 with hook	3,4,6,7	19,20,21,22,23,26,27,30,33,35, 36,38	6,31	5,22

Bracket type	Nail number n_V	Nail number n_H	$F_{1,Rk}$ [kN] (column)	
			Timber	Steel
120 x 120 x 90 x 3,0 with rib	3,4,6,7	18,19,20,21,24,25,28,31,33,34,36	5,05	14,7
120 x 120 x 90 x 3,0 with rib, with hook	3,4,6,7	18,19,20,21,24,25,28,31,33,34,36	5,05	14,7
130 x 50 x 65 x 2,5 with bolt hole and long hole	1,2,4,5,8,9,11	17,18,19,21,22	2,01	4,15
140 x 140 x 90 x 3,0	1,2,3,6,7,9,10	22,23,24,25,26,29,30,33,36,38, 39,41,43,44	6,46	5,22
140 x 140 x 90 x 3,0 with hook	1,2,3,6,7,9,10	22,23,24,25,26,29,30,33,36,38, 39,41,43,44	6,46	5,22
140 x 140 x 90 x 3,0 with rib	1,2,3,6,7,9,10	21,22,23,24,27,28,31,34,36,37, 39,41,42	5,17	13,5
140 x 140 x 90 x 3,0 with rib, with hook	1,2,3,6,7,9,10	21,22,23,24,27,28,31,34,36,37, 39,41,42	5,17	13,5

Table 2: Force F_1 Column, 1 angle bracket / connection

Bracket type	Nail number n_V	Nail number n_H	$F_{1,Rk}$ [kN] (column)	
			Timber	Steel
75 x 60 x 60 x 2,0, short rib, long hole	1,2,3	10,11,12,14,15,16	1,40	0,75
75 x 60 x 60 x 2,5, short rib, long hole	1,2	8,10,11,12,13	0,94	1,01
75 x 60 x 60 x 2,5, short rib, two long holes	1,2,3	9,10,11,13,14,15	1,40	1,17
80 x 80 x 40 x 2,0	1,2	9,10,11,12,13,14,15,16	1,25	0,78
80 x 80 x 40 x 2,5	1,2	9,10,11,12,13,14,15,16	1,25	1,21
80 x 80 x 50 x 2,0 with bolt hole	1,2	12,13,14,15,16,18,19,20,21,22	1,23	0,97
80 x 80 x 50 x 2,5 with bolt hole	1,2	12,13,14,15,16,18,19,20,21,22	1,23	1,51
80 x 80 x 60 x 2,0	1,2,3	13,14,15,16,17,18,19,20,21,22, 23,24	1,91	1,31
80 x 80 x 80 x 2,0	1,2,3	15,16,17,18,19,20,21,22,23,24, 25,26,27,28	2,45	1,39
80 x 80 x 100 x 2,0	1,2,3,4	19,20,21,22,23,24,25,26,27,28, 29,30,31,32,33,34,35,36	3,06	1,74
80 x 80 x 100 x 2,0 with bolt hole	1,2,3,4	20,21,22,23,24,25,26,27,28,30, 31,32,33,34,35,36,37,38	2,47	1,93
80 x 80 x 100 x 2,5	1,2,3,4	19,20,21,22,23,24,25,26,27,28, 29,30,31,32,33,34,35,36	3,06	2,72
80 x 80 x 100 x 2,5 with bolt hole	1,2,3,4	20,21,22,23,24,25,26,27,28,30, 31,32,33,34,35,36,37,38	2,47	3,02
90 x 40 x 40 x 2,5	1,2,4,5	11,12	0,68	0,73

Bracket type	Nail number n_V	Nail number n_H	$F_{l,Rk}$ [kN] (column)	
			Timber	Steel
90 x 60 x 60 x 2,0, short rib, long hole	1,2,3,4,5,6	10,11,12,14,15,16	1,40	0,75
90 x 60 x 60 x 2,0, short rib, two long holes	1,2,4,5,6	10,11,13,14,15	0,94	0,66
90 x 60 x 60 x 2,5, short rib, long hole	1,2,3,4,5,6	10,12,14,15,16	1,40	1,01
90 x 60 x 60 x 2,5, short rib, two long holes	1,2,4,5,6	10,11,13,14,15	0,94	1,04
90 x 60 x 60 x 2,5, short rib, three long holes	1,2,4	8,9,11,12,13	0,94	1,04
90 x 90 x 65 x 2,5 with bolt hole	1,2,5,6	16,17,18,20,21,22,24,25,26,29,30	1,72	1,62
90 x 90 x 65 x 2,5 with bolt hole, long hole	1,2,5,6	16,17,18,20,21,22,24,25,26,29,30	1,72	1,62
90 x 90 x 65 x 2,5 with rib	1,2,5,6	13,14,16,17,19,20,23,24	1,15	5,73
90 x 90 x 90 x 3,0	1,2	14,15,16,17,18,21,22,25,26,27,28	2,97	2,61
90 x 90 x 90 x 3,0 with hook	1,2	14,15,16,17,18,21,22,25,26,27,28	2,97	2,61
90 x 90 x 90 x 3,0 with rib	1,2	13,14,15,16,19,20,23,24,25,26	2,37	6,94
90 x 90 x 90 x 3,0 with rib, with hook	1,2	13,14,15,16,19,20,23,24,25,26	2,37	6,94
100 x 100 x 40 x 2,0	1,2,3,4	11,12,13,14,15,16,17,18,19,20	1,30	0,78
100 x 100 x 40 x 2,5	1,2,3,4	11,12,13,14,15,16,17,18,19,20	1,30	1,21
100 x 100 x 50 x 2,0 with bolt hole	1,2,3,5,6	16,17,18,19,20,22,23,24,25,26, 28,29	1,28	0,93
100 x 100 x 50 x 2,5 with bolt hole	1,2,3,5,6	16,17,18,19,20,22,23,24,25,26, 28,29	1,28	1,45
100 x 100 x 55 x 2,5 with rib	1,2,3,4,5	13,14,15,16,20,21,22,23,24	1,28	4,16
100 x 100 x 60 x 2,0	1,2,3,4,5,6	16,17,18,19,20,21,22,23,24,25, 26,27,28,29,30	1,97	1,31
100 x 100 x 60 x 2,5	1,2,3,4,5,6	16,17,18,19,20,21,22,23,24,25, 26,27,28,29,30	1,97	2,04
100 x 100 x 80 x 2,0	1,2,3,4,5,6,7	19,20,21,22,23,24,25,26,27,28, 29,30,31,32,33,34,35,36	2,55	1,39
100 x 100 x 100 x 2,0	1,2,3,4,5,6,7,8,9	24,25,26,27,28,29,30,31,32,33, 34,35,36,37,38,39,40,41,42, 43,44,45,46	3,21	1,81
100 x 100 x 100 x 2,0 with bolt hole	1,2,3,4,5,7,8,9,10	26,27,28,29,30,31,32,33,34,36, 37,38,39,40,41,42,43,44,46, 47,48,49	2,57	1,93
100 x 100 x 100 x 2,5	1,2,3,4,5,6,7,8,9	24,25,26,27,28,29,30,31,32, 33,34,35,36,37,38,39,40,41, 42,43,44,45,46	3,21	2,83
105 x 105 x 90 x 2,5, rib, with bolt hole	1,2,4,5	16,17,18,19,22,23,26,29,31,32	2,28	5,14
105 x 105 x 90 x 2,5 with bolt hole, long hole	1,2,4,5	17,18,19,20,21,24,25,28, 31,33,34	2,86	1,76

Bracket type	Nail number n_V	Nail number n_H	$F_{1,Rk}$ [kN] (column)	
			Timber	Steel
105 x 105 x 90 x 3,0	1,2,4,5	17,18,19,20,21,24,25,28,31,33,34	3,07	2,61
105 x 105 x 90 x 3,0 with hook	1,2,4,5	17,18,19,20,21,24,25,28,31,33,34	3,07	2,61
105 x 105 x 90 x 3,0 with rib	1,2,4,5	16,17,18,19,22,23,26,29,31,32	2,46	7,03
105 x 105 x 90 x 3,0 with rib, with hook	1,2,4,5	16,17,18,19,22,23,26,29,31,32	2,46	7,03
120 x 120 x 90 x 3,0	3,4,6,7	19,20,21,22,23,26,27,30,33,35,36,38	3,15	2,61
120 x 120 x 90 x 3,0 with hook	3,4,6,7	19,20,21,22,23,26,27,30,33,35,36,38	3,15	2,61
120 x 120 x 90 x 3,0 with rib	3,4,6,7	18,19,20,21,24,25,28,31,33,34,36	2,52	7,37
120 x 120 x 90 x 3,0 with rib, with hook	3,4,6,7	18,19,20,21,24,25,28,31,33,34,36	2,52	7,36
130 x 50 x 65 x 2,5 with bolt hole and long hole	1,2,4,5,8,9,11	17,18,19,21,22	1,01	2,08
140 x 140 x 90 x 3,0	1,2,3,6,7,9,10	22,23,24,25,26,29,30,33,36,38,39,41,43,44	3,23	2,61
140 x 140 x 90 x 3,0 with hook	1,2,3,6,7,9,10	22,23,24,25,26,29,30,33,36,38,39,41,43,44	3,23	2,61
140 x 140 x 90 x 3,0 with rib	1,2,3,6,7,9,10	21,22,23,24,27,28,31,34,36,37,39,41,42	2,58	6,74
140 x 140 x 90 x 3,0 with rib, with hook	1,2,3,6,7,9,10	21,22,23,24,27,28,31,34,36,37,39,41,42	2,58	6,74

Table 3: Force F_1 Purlin, 2 angle brackets / connection

Bracket type	Nail number n_V	Nail number n_H	$F_{1,Rk}$ [kN] (purlin)	
			Timber	Steel
40 x 40 x 40 x 2,0	1,2	5,6,7,8	2,00	1,55
40 x 40 x 40 x 2,5	1,2	5,6,7,8	2,00	2,43
40 x 40 x 50 x 2,0	1,2,3	6,7,8,9,10	3,15	2,03
40 x 40 x 50 x 2,5	1,2,3	6,7,8,9,10	3,15	3,17
40 x 40 x 60 x 2,0	1,2,3	7,8,9,10,11,12	3,15	2,61
40 x 40 x 60 x 2,5	1,2,3	7,8,9,10,11,12	3,15	4,08
40 x 40 x 80 x 2,0	1,2,3	8,9,10,11,12,13,14	3,83	2,90
40 x 40 x 80 x 2,5	1,2,3	8,9,10,11,12,13,14	3,78	4,35
40 x 40 x 100 x 2,0	1,2,3,4	10,11,12,13,14,15,16,17,18	4,83	3,63
40 x 40 x 100 x 2,5	1,2,3,4	10,11,12,13,14,15,16,17,18	4,83	5,66
50 x 50 x 55 x 2,5	1,2	6,7,9,10	1,96	3,24
60 x 35 x 60 x 2,0	1,2,4,5	7,9	1,14	1,29

Bracket type	Nail number n _V	Nail number n _H	F _{1,Rk} [kN] (purlin)	
			Timber	Steel
60 x 60 x 20 x 2,0	1,2	4,5	1,17	0,78
60 x 60 x 20 x 2,5	1,2	4,5	1,17	1,21
60 x 60 x 30 x 2,0	1,2,3	6,7,8,9,10	2,34	1,04
60 x 60 x 30 x 2,5	1,2,3	6,7,8,9,10	2,34	1,62
60 x 60 x 40 x 2,0	1,2,3,4	7,8,9,10,11,12	2,34	1,55
60 x 60 x 50 x 2,0	1,2,3,4,5	8,9,10,11,12,13,14,15	3,61	2,03
60 x 60 x 50 x 2,0 with bolt hole	1,2,3,5,6	10,11,12,13,14,16,17	2,30	1,93
60 x 60 x 50 x 2,5	1,2,3,4,5	8,9,10,11,12,13,14,15	3,61	3,17
60 x 60 x 60 x 2,0	1,2,3,4,5,6	10,11,12,13,14,15,16,17,18	3,61	2,61
60 x 60 x 80 x 2,0	1,2,3,4,5,6,7	12,13,14,15,16,17,18,19,20,21,22	4,60	2,90
60 x 60 x 80 x 2,5	1,2,3,4,5,6,7	12,13,14,15,16,17,18,19,20,21,22	4,59	4,53
60 x 60 x 90 x 2,0	1,2,3,4,5,6,7,8	13,14,15,16,17,18,19,20,21,22,23,24	4,60	3,38
60 x 60 x 90 x 2,5	1,2,3,4,5,6,7,8	13,14,15,16,17,18,19,20,21,22,23,24	4,60	5,29
60 x 60 x 100 x 2,0	1,2,3,4,5,6,7,8,9	15,16,17,18,19,20,21,22,23,24,25,26,27,28	5,75	3,63
60 x 60 x 100 x 2,0 with bolt hole	1,2,3,4,5,7,8,9,10	16,17,18,19,20,21,22,23,24,26,27,28,29	4,60	3,87
60 x 60 x 100 x 2,5	1,2,3,4,5,6,7,8,9	15,16,17,18,19,20,21,22,23,24,25,26,27,28	5,75	5,66
60 x 60 x 100 x 2,5 with bolt hole	1,2,3,4,5,7,8,9,10	16,17,18,19,20,21,22,23,24,26,27,28,29	4,60	6,04
60 x 65 x 55 x 3,0	1,2,3,4	8,9,11,12,13,14	2,06	3,92
65 x 65 x 55 x 2,5	1,2,3,4	8,9,13,14	2,21	3,24
75 x 60 x 60 x 2,0	1,2,3,4,5,6	10,11,12,14,15,16	2,81	1,49
75 x 60 x 60 x 2,5	1,2,4	8,10,11,12,13	1,87	2,02
75 x 60 x 60 x 2,5	1,2,3,4,5	9,10,11,13,14,15	2,81	2,33
80 x 80 x 20 x 2,0	1,2,3	5,6,7,8	1,25	0,78
80 x 80 x 20 x 2,5	1,2,3	5,6,7,8	1,25	1,21
80 x 80 x 40 x 2,0	1,2,3,4,5,6	9,10,11,12,13,14,15,16	2,50	1,55
80 x 80 x 40 x 2,5	1,2,3,4,5,6	9,10,11,12,13,14,15,16	2,50	2,43
80 x 80 x 50 x 2,0 with bolt hole	1,2,3,4,5,7,8	12,13,14,15,16,18,19,20,21,22	2,47	1,93
80 x 80 x 50 x 2,5 with bolt hole	1,2,3,4,5,7,8	12,13,14,15,16,18,19,20,21,22	2,47	3,02
80 x 80 x 60 x 2,0	1,2,3,4,5,6,7,8,9	13,14,15,16,17,18,19,20,21,22,23,24	3,82	2,61
80 x 80 x 80 x 2,0	1,2,3,4,5,6,7,8,9,10	15,16,17,18,19,20,21,22,23,24,25,26,27,28	4,90	2,78

Bracket type	Nail number n _V	Nail number n _H	F _{1,Rk} [kN] (purlin)	
			Timber	Steel
80 x 80 x 100 x 2,0	1,2,3,4,5,6,7,8,9,10,11,12,13	19,20,21,22,23,24,25,26,27,28,29,30,31,32,33,34,35,36	6,13	3,48
80 x 80 x 100 x 2,0 with bolt hole	1,2,3,4,5,6,7,8,9,11,12,13,14	20,21,22,23,24,25,26,27,28,30,31,32,33,34,35,36,37,38	4,94	3,87
80 x 80 x 100 x 2,5	1,2,3,4,5,6,7,8,9,10,11,12,13	19,20,21,22,23,24,25,26,27,28,29,30,31,32,33,34,35,36	6,13	5,44
80 x 80 x 100 x 2,5 with bolt hole	1,2,3,4,5,6,7,8,9,11,12,13,14	20,21,22,23,24,25,26,27,28,30,31,32,33,34,35,36,37,38	4,94	6,04
90 x 40 x 40 x 2,5	1,2,4,5,6,7	11,12	1,36	1,47
90 x 60 x 60 x 2,0	1,2,3,4,5,6,7,9	10,11,12,14,15,16	2,81	1,49
90 x 60 x 60 x 2,0	1,2,4,5,6,7,9	10,11,13,14,15	1,87	1,33
90 x 60 x 60 x 2,5	1,2,3,4,5,6,7,9	10,12,14,15,16	2,81	2,02
90 x 60 x 60 x 2,5	1,2,4,5,6,7,9	10,11,13,14,15	1,87	2,07
90 x 60 x 60 x 2,5	1,2,4,5,6	8,9,11,12,13	1,87	2,07
90 x 90 x 65 x 2,5	1,2,5,6,9,10	16,17,18,20,21,22,24,25,26,29,30	3,44	3,24
90 x 90 x 65 x 2,5	1,2,5,6,9,10	16,17,18,20,21,22,24,25,26,29,30	3,44	3,24
90 x 90 x 65 x 2,5	1,2,5,6,8,9	13,14,16,17,19,20,23,24	2,29	11,47
90 x 90 x 90 x 3,0	1,2,5,6,8	14,15,16,17,18,21,22,25,26,27,28	5,94	5,22
90 x 90 x 90 x 3,0 with hook	1,2,5,6,8	14,15,16,17,18,21,22,25,26,27,28	5,94	5,22
90 x 90 x 90 x 3,0 with rib	1,2,5,6	13,14,15,16,19,20,23,24,25,26	4,75	13,9
90 x 90 x 90 x 3,0 with rib, with hook	1,2,5,6	13,14,15,16,19,20,23,24,25,26	4,75	13,9
100 x 100 x 40 x 2,0	1,2,3,4,5,6,7,8	11,12,13,14,15,16,17,18,19,20	2,59	1,55
100 x 100 x 40 x 2,5	1,2,3,4,5,6,7,8	11,12,13,14,15,16,17,18,19,20	2,59	2,43
100 x 100 x 50 x 2,0 with bolt hole	1,2,3,5,6,7,8,9,11,12	16,17,18,19,20,22,23,24,25,26,28,29	2,55	1,86
100 x 100 x 50 x 2,5 with bolt hole	1,2,3,5,6,7,8,9,11,12	16,17,18,19,20,22,23,24,25,26,28,29	2,55	2,90
100 x 100 x 55 x 2,5 with rib	1,2,3,4,5,9,10	13,14,15,16,20,21,22,23,24	2,56	8,33
100 x 100 x 60 x 2,0	1,2,3,4,5,6,7,8,9,10,11,12	16,17,18,19,20,21,22,23,24,25,26,27,28,29,30	3,95	2,61
100 x 100 x 60 x 2,5	1,2,3,4,5,6,7,8,9,10,11,12	16,17,18,19,20,21,22,23,24,25,26,27,28,29,30	3,95	4,08
100 x 100 x 80 x 2,0	1,2,3,4,5,6,7,8,9,10,11,12,13,14	19,20,21,22,23,24,25,26,27,28,29,30,31,32,33,34,35,36	5,11	2,78
100 x 100 x 100 x 2,0	1,2,3,4,5,6,7,8,9,10,11,12,13,14,15,16,17,18	24,25,26,27,28,29,30,31,32,33,34,35,36,37,38,39,40,41,42,43,44,45,46	6,42	3,63

Bracket type	Nail number n_V	Nail number n_H	$F_{1,Rk}$ [kN] (purlin)	
			Timber	Steel
100 x 100 x 100 x 2,0 with bolt hole	1,2,3,4,5,7,8,9,10, 11,12,13,14,15,17, 18,19,20	26,27,28,29,30,31,32,33,34, 36,37,38,39,40,41,42,43,44, 46,47,48,49	5,14	3,87
100 x 100 x 100 x 2,5	1,2,3,4,5,6,7,8,9,10,11, 12,13,14,15,16,17,18	24,25,26,27,28,29,30,31,32, 33,34,35,36,37,38,39,40,41, 42,43,44,45,46	6,42	5,66
105 x 105 x 90 x 2,5	1,2,4,5,8,9	16,17,18,19,22,23,26,29,31,32	4,57	10,27
105 x 105 x 90 x 2,5	1,2,4,5,8,9,11	17,18,19,20,21,24,25,28, 31,33,34	5,71	3,52
105 x 105 x 90 x 3,0	1,2,4,5,8,9,11	17,18,19,20,21,24,25,28,31,33,3 4	6,15	5,22
105 x 105 x 90 x 3,0 with hook	1,2,4,5,8,9,11	17,18,19,20,21,24,25,28,31, 33,34	6,15	5,22
105 x 105 x 90 x 3,0 with rib	1,2,4,5,8,9	16,17,18,19,22,23,26,29,31,32	4,92	14,1
105 x 105 x 90 x 3,0 with rib, with hook	1,2,4,5,8,9	16,17,18,19,22,23,26,29,31,32	4,92	14,1
120 x 120 x 90 x 3,0	3,4,6,7,10,11,13	19,20,21,22,23,26,27,30,33, 35,36,38	6,31	5,22
120 x 120 x 90 x 3,0 with hook	3,4,6,7,10,11,13	19,20,21,22,23,26,27,30,33, 35,36,38	6,31	5,22
120 x 120 x 90 x 3,0 with rib	3,4,6,7,10,11	18,19,20,21,24,25,28,31,33, 34,36	5,05	14,7
120 x 120 x 90 x 3,0 with rib, with hook	3,4,6,7,10,11	18,19,20,21,24,25,28,31,33, 34,36	5,05	14,7
130 x 50 x 65 x 2,5	1,2,4,5,8,9,12, 13,14,15	17,18,19,21,22	2,01	4,15
140 x 140 x 90 x 3,0	1,2,3,6,7,9,10,13,14,16	22,23,24,25,26,29,30,33,36, 38,39,41,43,44	6,46	5,22
140 x 140 x 90 x 3,0 with hook	1,2,3,6,7,9,10,13,14,16	22,23,24,25,26,29,30,33,36, 38,39,41,43,44	6,46	5,22
140 x 140 x 90 x 3,0 with rib	1,2,3,6,7,9,10,13,14	21,22,23,24,27,28,31,34,36, 37,39,41,42	5,17	13,5
140 x 140 x 90 x 3,0 with rib, with hook	1,2,3,6,7,9,10,13,14	21,22,23,24,27,28,31,34,36, 37,39,41,42	5,17	13,5

Table 4: Force F_1 Purlin, 2 angle brackets / connection

Bracket type	Nail number n_V	k_t	$F_{1,Rk}$ [kN] (purlin)	
			Timber	Steel
60 x 35 x 60 x 2,5	1,2,3,4,5	3,0	15,9	1,36
60 x 35 x 60 x 2,0	1,2	3,0	6,41	0,87

Table 5: Force F_1 Purlin, 1 angle bracket / connection

Bracket type	Nail number n_v	Nail number n_H	$F_{1,Rk}$ [kN] (purlin)	
			Timber	Steel
40 x 40 x 40 x 2,0	1,2	5,6,7,8	1,00	0,78
40 x 40 x 40 x 2,5	1,2	5,6,7,8	1,00	1,21
40 x 40 x 50 x 2,0	1,2,3	6,7,8,9,10	1,58	1,02
40 x 40 x 50 x 2,5	1,2,3	6,7,8,9,10	1,58	1,59
40 x 40 x 60 x 2,0	1,2,3	7,8,9,10,11,12	1,58	1,31
40 x 40 x 60 x 2,5	1,2,3	7,8,9,10,11,12	1,58	2,04
40 x 40 x 80 x 2,0	1,2,3	8,9,10,11,12,13,14	1,92	1,45
40 x 40 x 80 x 2,5	1,2,3	8,9,10,11,12,13,14	1,89	2,18
40 x 40 x 100 x 2,0	1,2,3,4	10,11,12,13,14,15,16,17,18	2,42	1,81
40 x 40 x 100 x 2,5	1,2,3,4	10,11,12,13,14,15,16,17,18	2,42	2,83
50 x 50 x 55 x 2,5	1,2	6,7,9,10	0,98	1,62
60 x 35 x 60 x 2,0	1,2,4,5	7,9	0,57	0,65
60 x 60 x 20 x 2,0	1,2	4,5	0,59	0,39
60 x 60 x 20 x 2,5	1,2	4,5	0,59	0,61
60 x 60 x 30 x 2,0	1,2,3	6,7,8,9,10	1,17	0,52
60 x 60 x 30 x 2,5	1,2,3	6,7,8,9,10	1,17	0,81
60 x 60 x 40 x 2,0	1,2,3,4	7,8,9,10,11,12	1,17	0,78
60 x 60 x 50 x 2,0	1,2,3,4,5	8,9,10,11,12,13,14,15	1,80	1,02
60 x 60 x 50 x 2,0 with bolt hole	1,2,3,5,6	10,11,12,13,14,16,17	1,15	0,97
60 x 60 x 50 x 2,5	1,2,3,4,5	8,9,10,11,12,13,14,15	1,80	1,59
60 x 60 x 60 x 2,0	1,2,3,4,5,6	10,11,12,13,14,15,16,17,18	1,80	1,31
60 x 60 x 80 x 2,0	1,2,3,4,5,6,7	12,13,14,15,16,17,18,19, 20,21,22	2,30	1,45
60 x 60 x 80 x 2,5	1,2,3,4,5,6,7	12,13,14,15,16,17,18,19, 20,21,22	2,29	2,27
60 x 60 x 90 x 2,0	1,2,3,4,5,6,7,8	13,14,15,16,17,18,19,20, 21,22,23,24	2,30	1,69
60 x 60 x 90 x 2,5	1,2,3,4,5,6,7,8	13,14,15,16,17,18,19,20, 21,22,23,24	2,30	2,64
60 x 60 x 100 x 2,0	1,2,3,4,5,6,7,8,9	15,16,17,18,19,20,21,22, 23,24,25,26,27,28	2,87	1,81
60 x 60 x 100 x 2,0 with bolt hole	1,2,3,4,5,7,8,9,10	16,17,18,19,20,21,22,23, 24,26,27,28,29	2,30	1,93
60 x 60 x 100 x 2,5	1,2,3,4,5,6,7,8,9	15,16,17,18,19,20,21,22, 23,24,25,26,27,28	2,87	2,83
60 x 60 x 100 x 2,5 with bolt hole	1,2,3,4,5,7,8,9,10	16,17,18,19,20,21,22,23, 24,26,27,28,29	2,30	3,02
60 x 65 x 55 x 3,0	1,2,3,4	8,9,11,12,13,14	1,03	1,96
65 x 65 x 55 x 2,5	1,2,3,4	8,9,13,14	1,10	1,62

Bracket type	Nail number n _V	Nail number n _H	F _{1,Rk} [kN] (purlin)	
			Timber	Steel
75 x 60 x 60 x 2,0	1,2,3,4,5,6	10,11,12,14,15,16	1,40	0,75
75 x 60 x 60 x 2,5	1,2,4	8,10,11,12,13	0,94	1,01
75 x 60 x 60 x 2,5	1,2,3,4,5	9,10,11,13,14,15	1,40	1,17
80 x 80 x 20 x 2,0	1,2,3	5,6,7,8	0,63	0,39
80 x 80 x 20 x 2,5	1,2,3	5,6,7,8	0,63	0,61
80 x 80 x 40 x 2,0	1,2,3,4,5,6	9,10,11,12,13,14,15,16	1,25	0,78
80 x 80 x 40 x 2,5	1,2,3,4,5,6	9,10,11,12,13,14,15,16	1,25	1,21
80 x 80 x 50 x 2,0 with bolt hole	1,2,3,4,5,7,8	12,13,14,15,16,18,19,20, 21,22	1,23	0,97
80 x 80 x 50 x 2,5 with bolt hole	1,2,3,4,5,7,8	12,13,14,15,16,18,19,20, 21,22	1,23	1,51
80 x 80 x 60 x 2,0	1,2,3,4,5,6,7,8,9	13,14,15,16,17,18,19,20, 21,22,23,24	1,91	1,31
80 x 80 x 80 x 2,0	1,2,3,4,5,6,7,8,9,10	15,16,17,18,19,20,21,22, 23,24,25,26,27,28	2,45	1,39
80 x 80 x 100 x 2,0	1,2,3,4,5,6,7,8,9, 10,11,12,13	19,20,21,22,23,24,25,26,27, 28,29,30,31,32,33,34,35,36	3,06	1,74
80 x 80 x 100 x 2,0 with bolt hole	1,2,3,4,5,6,7,8,9, 11,12,13,14	20,21,22,23,24,25,26,27,28, 30,31,32,33,34,35,36,37,38	2,47	1,93
80 x 80 x 100 x 2,5	1,2,3,4,5,6,7,8,9, 10,11,12,13	19,20,21,22,23,24,25,26,27, 28,29,30,31,32,33,34,35,36	3,06	2,72
80 x 80 x 100 x 2,5 with bolt hole	1,2,3,4,5,6,7,8,9, 11,12,13,14	20,21,22,23,24,25,26,27,28, 30,31,32,33,34,35,36,37,38	2,47	3,02
90 x 40 x 40 x 2,5	1,2,4,5,6,7	11,12	0,68	0,73
90 x 60 x 60 x 2,0	1,2,3,4,5,6,7,9	10,11,12,14,15,16	1,40	0,75
90 x 60 x 60 x 2,0	1,2,4,5,6,7,9	10,11,13,14,15	0,94	0,66
90 x 60 x 60 x 2,5	1,2,3,4,5,6,7,9	10,12,14,15,16	1,40	1,01
90 x 60 x 60 x 2,5	1,2,4,5,6,7,9	10,11,13,14,15	0,94	1,04
90 x 60 x 60 x 2,5	1,2,4,5,6	8,9,11,12,13	0,94	1,04
90 x 90 x 65 x 2,5	1,2,5,6,9,10	16,17,18,20,21,22,24, 25,26,29,30	1,72	1,62
90 x 90 x 65 x 2,5	1,2,5,6,9,10	16,17,18,20,21,22,24, 25,26,29,30	1,72	1,62
90 x 90 x 65 x 2,5	1,2,5,6,8,9	13,14,16,17,19,20,23,24	1,15	5,73
90 x 90 x 90 x 3,0	1,2,5,6,8	14,15,16,17,18,21,22,25, 26,27,28	2,97	2,61
90 x 90 x 90 x 3,0 with hook	1,2,5,6,8	14,15,16,17,18,21,22,25, 26,27,28	2,97	2,61
90 x 90 x 90 x 3,0 with rib	1,2,5,6	13,14,15,16,19,20,23,24,25,26	2,37	6,94
90 x 90 x 90 x 3,0 with rib, with hook	1,2,5,6	13,14,15,16,19,20,23,24,25,26	2,37	6,94
100 x 100 x 40 x 2,0	1,2,3,4,5,6,7,8	11,12,13,14,15,16,17,18,19,20	1,30	0,78
100 x 100 x 40 x 2,5	1,2,3,4,5,6,7,8	11,12,13,14,15,16,17,18,19,20	1,30	1,21

Bracket type	Nail number n _V	Nail number n _H	F _{l,Rk} [kN] (purlin)	
			Timber	Steel
100 x 100 x 50 x 2,0 with bolt hole	1,2,3,5,6,7,8,9,11, 12	16,17,18,19,20,22,23,24, 25,26,28,29	1,28	0,93
100 x 100 x 50 x 2,5 with bolt hole	1,2,3,5,6,7,8,9,11, 12	16,17,18,19,20,22,23,24,25,26,28,2 9	1,28	1,45
100 x 100 x 55 x 2,5 with rib	1,2,3,4,5,9,10	13,14,15,16,20,21,22,23,24	1,28	4,16
100 x 100 x 60 x 2,0	1,2,3,4,5,6,7,8,9,10, 11,12	16,17,18,19,20,21,22,23,24, 25,26,27,28,29,30	1,97	1,31
100 x 100 x 60 x 2,5	1,2,3,4,5,6,7,8,9, 10,11,12	16,17,18,19,20,21,22,23,24, 25,26,27,28,29,30	1,97	2,04
100 x 100 x 80 x 2,0	1,2,3,4,5,6,7,8,9, 10,11,12,13,14	19,20,21,22,23,24,25,26,27, 28,29,30,31,32,33,34,35,36	2,55	1,39
100 x 100 x 100 x 2,0	1,2,3,4,5,6,7,8,9,10, 11,12,13,14,15,16, 17,18	24,25,26,27,28,29,30,31,32, 33,34,35,36,37,38,39,40,41, 42,43,44,45,46	3,21	1,81
100 x 100 x 100 x 2,0 with bolt hole	1,2,3,4,5,7,8,9,10, 11,12,13,14,15, 17,18,19,20	26,27,28,29,30,31,32,33,34, 36,37,38,39,40,41,42,43, 44,46,47,48,49	2,57	1,93
100 x 100 x 100 x 2,5	1,2,3,4,5,6,7,8,9,10, 11,12,13,14,15,16, 17,18	24,25,26,27,28,29,30,31,32, 33,34,35,36,37,38,39,40, 41,42,43,44,45,46	3,21	2,83
105 x 105 x 90 x 2,5	1,2,4,5,8,9	16,17,18,19,22,23,26, 29,31,32	2,28	5,14
105 x 105 x 90 x 2,5	1,2,4,5,8,9,11	17,18,19,20,21,24,25, 28,31,33,34	2,86	1,76
105 x 105 x 90 x 3,0	1,2,4,5,8,9,11	17,18,19,20,21,24,25,28, 31,33,34	3,07	2,61
105 x 105 x 90 x 3,0 with hook	1,2,4,5,8,9,11	17,18,19,20,21,24,25,28, 31,33,34	3,07	2,61
105 x 105 x 90 x 3,0 with rib	1,2,4,5,8,9	16,17,18,19,22,23,26,29, 31,32	2,46	7,03
105 x 105 x 90 x 3,0 with rib, with hook	1,2,4,5,8,9	16,17,18,19,22,23,26,29,31,32	2,46	7,03
120 x 120 x 90 x 3,0	3,4,6,7,10,11,13	19,20,21,22,23,26,27,30, 33,35,36,38	3,15	2,61
120 x 120 x 90 x 3,0 with hook	3,4,6,7,10,11,13	19,20,21,22,23,26,27,30, 33,35,36,38	3,15	2,61
120 x 120 x 90 x 3,0 with rib	3,4,6,7,10,11	18,19,20,21,24,25,28,31, 33,34,36	2,52	7,37
120 x 120 x 90 x 3,0 with rib, with hook	3,4,6,7,10,11	18,19,20,21,24,25,28,31, 33,34,36	2,52	7,36
130 x 50 x 65 x 2,5	1,2,4,5,8,9,12, 13,14,15	17,18,19,21,22	1,01	2,08
140 x 140 x 90 x 3,0	1,2,3,6,7,9,10,13, 14,16	22,23,24,25,26,29,30,33, 36,38,39,41,43,44	3,23	2,61

Bracket type	Nail number n_V	Nail number n_H	$F_{1,Rk}$ [kN] (purlin)	
			Timber	Steel
140 x 140 x 90 x 3,0 with hook	1,2,3,6,7,9,10,13, 14,16	22,23,24,25,26,29,30,33, 36,38,39,41,43,44	3,23	2,61
140 x 140 x 90 x 3,0 with rib	1,2,3,6,7,9,10,13,14	21,22,23,24,27,28,31,34, 36,37,39,41,42	2,58	6,74
140 x 140 x 90 x 3,0 with rib, with hook	1,2,3,6,7,9,10,13,14	21,22,23,24,27,28,31,34, 36,37,39,41,42	2,58	6,74

Table 6: Force F_1 Purlin, 1 angle bracket / connection

Bracket type	Nail number n_V	k_t	$F_{1,Rk}$ [kN] (purlin)	
			Timber	Steel
60 x 35 x 60 x 2,5	1,2,3,4,5	3,0	7,95	0,68
60 x 35 x 60 x 2,0	1,2	3,0	3,21	0,44

Table 7: Forces $F_{2,3}$, 2 angle brackets / connection

Bracket type	Nail number n_V	Nail number n_H	$F_{2,3,Rk}$ [kN]
			Timber
40 x 40 x 40 x 2,0	1,2	5,6,7,8	3,36
40 x 40 x 40 x 2,5	1,2	5,6,7,8	3,40
40 x 40 x 50 x 2,0	1,2,3	6,7,8,9,10	5,52
40 x 40 x 50 x 2,5	1,2,3	6,7,8,9,10	5,49
40 x 40 x 60 x 2,0	1,2,3	7,8,9,10,11,12	6,53
40 x 40 x 60 x 2,5	1,2,3	7,8,9,10,11,12	6,50
40 x 40 x 80 x 2,0	1,2,3	8,9,10,11,12,13,14	7,71
40 x 40 x 80 x 2,5	1,2,3	8,9,10,11,12,13,14	7,58
40 x 40 x 100 x 2,0	1,2,3,4	10,11,12,13,14,15,16,17,18	11,6
40 x 40 x 100 x 2,5	1,2,3,4	10,11,12,13,14,15,16,17,18	11,5
50 x 50 x 55 x 2,5	1,2	6,7,9,10	4,21
60 x 35 x 60 x 2,0	1,2,4,5	7,9	4,83
60 x 60 x 20 x 2,0	1,2	4,5	1,65
60 x 60 x 20 x 2,5	1,2	4,5	1,64
60 x 60 x 30 x 2,0	1,2,3	6,7,8,9,10	2,80
60 x 60 x 30 x 2,5	1,2,3	6,7,8,9,10	2,82
60 x 60 x 40 x 2,0	1,2,3,4	7,8,9,10,11,12	4,46
60 x 60 x 50 x 2,0	1,2,3,4,5	8,9,10,11,12,13,14,15	6,93
60 x 60 x 50 x 2,0 with bolt hole	1,2,3,5,6	10,11,12,13,14,16,17	5,57
60 x 60 x 50 x 2,5	1,2,3,4,5	8,9,10,11,12,13,14,15	6,89
60 x 60 x 60 x 2,0	1,2,3,4,5,6	10,11,12,13,14,15,16,17,18	8,38
60 x 60 x 80 x 2,0	1,2,3,4,5,6,7	12,13,14,15,16,17,18,19,20,21,22	11,3

Bracket type	Nail number n _V	Nail number n _H	F _{2,3,Rk} [kN]
			Timber
60 x 60 x 80 x 2,5	1,2,3,4,5,6,7	12,13,14,15,16,17,18,19,20,21,22	11,3
60 x 60 x 90 x 2,0	1,2,3,4,5,6,7,8	13,14,15,16,17,18,19,20,21,22,23,24	13,4
60 x 60 x 90 x 2,5	1,2,3,4,5,6,7,8	13,14,15,16,17,18,19,20,21,22,23,24	13,3
60 x 60 x 100 x 2,0	1,2,3,4,5,6,7,8,9	15,16,17,18,19,20,21,22,23,24,25, 26,27,28	17,0
60 x 60 x 100 x 2,0 with bolt hole	1,2,3,4,5,7,8,9,10	16,17,18,19,20,21,22,23,24,26,27, 28,29	15,5
60 x 60 x 100 x 2,5	1,2,3,4,5,6,7,8,9	15,16,17,18,19,20,21,22,23,24,25, 26,27,28	16,9
60 x 60 x 100 x 2,5 with bolt hole	1,2,3,4,5,7,8,9,10	16,17,18,19,20,21,22,23,24,26,27, 28,29	14,2
60 x 65 x 55 x 3,0	1,2,3,4	8,9,11,12,13,14	5,81
65 x 65 x 55 x 2,5	1,2,3,4	8,9,13,14	5,34
75 x 60 x 60 x 2,0	1,2,3,4,5,6	10,11,12,14,15,16	5,76
75 x 60 x 60 x 2,5	1,2,4	8,10,11,12,13	3,46
75 x 60 x 60 x 2,5	1,2,3,4,5	9,10,11,13,14,15	5,27
80 x 80 x 20 x 2,0	1,2,3	5,6,7,8	2,47
80 x 80 x 20 x 2,5	1,2,3	5,6,7,8	2,45
80 x 80 x 40 x 2,0	1,2,3,4,5,6	9,10,11,12,13,14,15,16	5,96
80 x 80 x 40 x 2,5	1,2,3,4,5,6	9,10,11,12,13,14,15,16	5,92
80 x 80 x 50 x 2,0 with bolt hole	1,2,3,4,5,7,8	12,13,14,15,16,18,19,20,21,22	7,38
80 x 80 x 50 x 2,5 with bolt hole	1,2,3,4,5,7,8	12,13,14,15,16,18,19,20,21,22	7,33
80 x 80 x 60 x 2,0	1,2,3,4,5,6,7,8,9	13,14,15,16,17,18,19,20,21,22,23,24	10,6
80 x 80 x 80 x 2,0	1,2,3,4,5,6,7,8,9,10	15,16,17,18,19,20,21,22,23,24,25, 26,27,28	12,7
80 x 80 x 100 x 2,0	1,2,3,4,5,6,7,8,9,10,11, 12,13	19,20,21,22,23,24,25,26,27,28,29, 30,31,32,33,34,35,36	19,0
80 x 80 x 100 x 2,0 with bolt hole	1,2,3,4,5,6,7,8,9,11,12, 13,14	20,21,22,23,24,25,26,27,28,30,31, 32,33,34,35,36,37,38	18,8
80 x 80 x 100 x 2,5	1,2,3,4,5,6,7,8,9,10,11, 12,13	19,20,21,22,23,24,25,26,27,28,29, 30,31,32,33,34,35,36	18,9
80 x 80 x 100 x 2,5 with bolt hole	1,2,3,4,5,6,7,8,9,11,12, 13,14	20,21,22,23,24,25,26,27,28,30,31, 32,33,34,35,36,37,38	18,7
90 x 40 x 40 x 2,5	1,2,4,5,6,7	11,12	3,05
90 x 60 x 60 x 2,0	1,2,3,4,5,6,7,9	10,11,12,14,15,16	6,70
90 x 60 x 60 x 2,0	1,2,4,5,6,7,9	10,11,13,14,15	6,18
90 x 60 x 60 x 2,5	1,2,3,4,5,6,7,9	10,12,14,15,16	6,01
90 x 60 x 60 x 2,5	1,2,4,5,6,7,9	10,11,13,14,15	6,13
90 x 60 x 60 x 2,5	1,2,4,5,6	8,9,11,12,13	5,30
90 x 90 x 65 x 2,5	1,2,5,6,9,10	16,17,18,20,21,22,24,25,26,29,30	7,51
90 x 90 x 65 x 2,5	1,2,5,6,9,10	16,17,18,20,21,22,24,25,26,29,30	7,52
90 x 90 x 65 x 2,5	1,2,5,6,8,9	13,14,16,17,19,20,23,24	7,20

Bracket type	Nail number n _V	Nail number n _H	F _{2,3,Rk} [kN]
			Timber
90 x 90 x 90 x 3,0	1,2,5,6,8	14,15,16,17,18,21,22,25,26,27,28	8,68
90 x 90 x 90 x 3,0 with hook	1,2,5,6,8	14,15,16,17,18,21,22,25,26,27,28	8,68
90 x 90 x 90 x 3,0 with rib	1,2,5,6	13,14,15,16,19,20,23,24,25,26	7,60
90 x 90 x 90 x 3,0 with rib, with hook	1,2,5,6	13,14,15,16,19,20,23,24,25,26	7,60
100 x 100 x 40 x 2,0	1,2,3,4,5,6,7,8	11,12,13,14,15,16,17,18,19,20	7,37
100 x 100 x 40 x 2,5	1,2,3,4,5,6,7,8	11,12,13,14,15,16,17,18,19,20	7,32
100 x 100 x 50 x 2,0 with bolt hole	1,2,3,5,6,7,8,9,11,12	16,17,18,19,20,22,23,24,25,26,28,29	9,16
100 x 100 x 50 x 2,5 with bolt hole	1,2,3,5,6,7,8,9,11,12	16,17,18,19,20,22,23,24,25,26,28,29	9,10
100 x 100 x 55 x 2,5 with rib	1,2,3,4,5,9,10	13,14,15,16,20,21,22,23,24	6,99
100 x 100 x 60 x 2,0	1,2,3,4,5,6,7,8,9,10,11,12	16,17,18,19,20,21,22,23,24,25,26, 27,28,29,30	12,6
100 x 100 x 60 x 2,5	1,2,3,4,5,6,7,8,9,10,11,12	16,17,18,19,20,21,22,23,24,25,26, 27,28,29,30	12,6
100 x 100 x 80 x 2,0	1,2,3,4,5,6,7,8,9,10,11,12,13,14	19,20,21,22,23,24,25,26,27,28,29, 30,31,32,33,34,35,36	15,9
100 x 100 x 100 x 2,0	1,2,3,4,5,6,7,8,9,10,11,12,13,14,15,16,17,18	24,25,26,27,28,29,30,31,32,33,34,35, 36,37,38,39,40,41,42,43,44,45,46	23,1
100 x 100 x 100 x 2,0 with bolt hole	1,2,3,4,5,7,8,9,10,11,12,13,14,15,17,18,19,20	26,27,28,29,30,31,32,33,34,36,37, 38,39,40,41,42,43,44,46,47,48,49	21,9
100 x 100 x 100 x 2,5	1,2,3,4,5,6,7,8,9,10,11,12,13,14,15,16,17,18	24,25,26,27,28,29,30,31,32,33,34,35, 36,37,38,39,40,41,42,43,44,45,46	22,9
105 x 105 x 90 x 2,5	1,2,4,5,8,9	16,17,18,19,22,23,26,29,31,32	7,51
105 x 105 x 90 x 2,5	1,2,4,5,8,9,11	17,18,19,20,21,24,25,28,31,33,34	7,10
105 x 105 x 90 x 3,0	1,2,4,5,8,9,11	17,18,19,20,21,24,25,28,31,33,34	9,22
105 x 105 x 90 x 3,0 with hook	1,2,4,5,8,9,11	17,18,19,20,21,24,25,28,31,33,34	9,22
105 x 105 x 90 x 3,0 with rib	1,2,4,5,8,9	16,17,18,19,22,23,26,29,31,32	8,24
105 x 105 x 90 x 3,0 with rib, with hook	1,2,4,5,8,9	16,17,18,19,22,23,26,29,31,32	8,24
120 x 120 x 90 x 3,0	3,4,6,7,10,11,13	19,20,21,22,23,26,27,30,33,35,36,38	9,36
120 x 120 x 90 x 3,0 with hook	3,4,6,7,10,11,13	19,20,21,22,23,26,27,30,33,35,36,38	9,36
120 x 120 x 90 x 3,0 with rib	3,4,6,7,10,11	18,19,20,21,24,25,28,31,33,34,36	8,38
120 x 120 x 90 x 3,0 with rib, with hook	3,4,6,7,10,11	18,19,20,21,24,25,28,31,33,34,36	8,38
130 x 50 x 65 x 2,5	1,2,4,5,8,9,12,13,14,15	17,18,19,21,22	7,59

Bracket type	Nail number n_v	Nail number n_H	$F_{2,3,Rk}$ [kN]
			Timber
140 x 140 x 90 x 3,0	1,2,3,6,7,9,10,13,14,16	22,23,24,25,26,29,30,33,36,38,39, 41,43,44	10,9
140 x 140 x 90 x 3,0 with hook	1,2,3,6,7,9,10,13,14,16	22,23,24,25,26,29,30,33,36,38,39, 41,43,44	10,9
140 x 140 x 90 x 3,0 with rib	1,2,3,6,7,9,10,13,14	21,22,23,24,27,28,31,34,36,37,39, 41,42	9,86
140 x 140 x 90 x 3,0 with rib, with hook	1,2,3,6,7,9,10,13,14	21,22,23,24,27,28,31,34,36,37,39, 41,42	9,86

Table 8: Forces $F_{2,3}$, 1 angle bracket / connection

Bracket type	Nail number n_V	Nail number n_H	$F_{2,3,Rk}$ [kN]
			Timber
40 x 40 x 40 x 2,0	1,2	5,6,7,8	1,68
40 x 40 x 40 x 2,5	1,2	5,6,7,8	1,70
40 x 40 x 50 x 2,0	1,2,3	6,7,8,9,10	2,76
40 x 40 x 50 x 2,5	1,2,3	6,7,8,9,10	2,74
40 x 40 x 60 x 2,0	1,2,3	7,8,9,10,11,12	3,27
40 x 40 x 60 x 2,5	1,2,3	7,8,9,10,11,12	3,25
40 x 40 x 80 x 2,0	1,2,3	8,9,10,11,12,13,14	3,85
40 x 40 x 80 x 2,5	1,2,3	8,9,10,11,12,13,14	3,79
40 x 40 x 100 x 2,0	1,2,3,4	10,11,12,13,14,15,16,17,18	5,79
40 x 40 x 100 x 2,5	1,2,3,4	10,11,12,13,14,15,16,17,18	5,76
50 x 50 x 55 x 2,5	1,2	6,7,9,10	2,10
60 x 35 x 60 x 2,0	1,2,4,5	7,9	2,41
60 x 60 x 20 x 2,0	1,2	4,5	0,83
60 x 60 x 20 x 2,5	1,2	4,5	0,82
60 x 60 x 30 x 2,0	1,2,3	6,7,8,9,10	1,40
60 x 60 x 30 x 2,5	1,2,3	6,7,8,9,10	1,41
60 x 60 x 40 x 2,0	1,2,3,4	7,8,9,10,11,12	2,23
60 x 60 x 50 x 2,0	1,2,3,4,5	8,9,10,11,12,13,14,15	3,47
60 x 60 x 50 x 2,0 with bolt hole	1,2,3,5,6	10,11,12,13,14,16,17	2,79
60 x 60 x 50 x 2,5	1,2,3,4,5	8,9,10,11,12,13,14,15	3,45
60 x 60 x 60 x 2,0	1,2,3,4,5,6	10,11,12,13,14,15,16,17,18	4,19
60 x 60 x 80 x 2,0	1,2,3,4,5,6,7	12,13,14,15,16,17,18,19,20,21,22	5,67
60 x 60 x 80 x 2,5	1,2,3,4,5,6,7	12,13,14,15,16,17,18,19,20,21,22	5,63
60 x 60 x 90 x 2,0	1,2,3,4,5,6,7,8	13,14,15,16,17,18,19,20,21,22,23,24	6,70
60 x 60 x 90 x 2,5	1,2,3,4,5,6,7,8	13,14,15,16,17,18,19,20,21,22,23,24	6,66
60 x 60 x 100 x 2,0	1,2,3,4,5,6,7,8,9	15,16,17,18,19,20,21,22,23,24,25, 26,27,28	8,48
60 x 60 x 100 x 2,0 with bolt hole	1,2,3,4,5,7,8,9,10	16,17,18,19,20,21,22,23,24,26,27, 28,29	7,74
60 x 60 x 100 x 2,5	1,2,3,4,5,6,7,8,9	15,16,17,18,19,20,21,22,23,24,25, 26,27,28	8,43
60 x 60 x 100 x 2,5 with bolt hole	1,2,3,4,5,7,8,9,10	16,17,18,19,20,21,22,23,24,26, 27,28,29	7,11
60 x 65 x 55 x 3,0	1,2,3,4	8,9,11,12,13,14	2,90
65 x 65 x 55 x 2,5	1,2,3,4	8,9,13,14	2,67
75 x 60 x 60 x 2,0	1,2,3,4,5,6	10,11,12,14,15,16	2,88
75 x 60 x 60 x 2,5	1,2,4	8,10,11,12,13	1,73

Bracket type	Nail number n_V	Nail number n_H	$F_{2,3,Rk}$ [kN]
			Timber
75 x 60 x 60 x 2,5	1,2,3,4,5	9,10,11,13,14,15	2,63
80 x 80 x 20 x 2,0	1,2,3	5,6,7,8	1,24
80 x 80 x 20 x 2,5	1,2,3	5,6,7,8	1,23
80 x 80 x 40 x 2,0	1,2,3,4,5,6	9,10,11,12,13,14,15,16	2,98
80 x 80 x 40 x 2,5	1,2,3,4,5,6	9,10,11,12,13,14,15,16	2,96
80 x 80 x 50 x 2,0 with bolt hole	1,2,3,4,5,7,8	12,13,14,15,16,18,19,20,21,22	3,69
80 x 80 x 50 x 2,5 with bolt hole	1,2,3,4,5,7,8	12,13,14,15,16,18,19,20,21,22	3,67
80 x 80 x 60 x 2,0	1,2,3,4,5,6,7,8,9	13,14,15,16,17,18,19,20,21,22,23,24	5,29
80 x 80 x 80 x 2,0	1,2,3,4,5,6,7,8,9,10	15,16,17,18,19,20,21,22,23,24,25, 26,27,28	6,35
80 x 80 x 100 x 2,0	1,2,3,4,5,6,7,8,9,10,11, 12,13	19,20,21,22,23,24,25,26,27,28,29, 30,31,32,33,34,35,36	9,49
80 x 80 x 100 x 2,0 with bolt hole	1,2,3,4,5,6,7,8,9,11,12, 13,14	20,21,22,23,24,25,26,27,28,30,31, 32,33,34,35,36,37,38	9,41
80 x 80 x 100 x 2,5	1,2,3,4,5,6,7,8,9,10,11, 12,13	19,20,21,22,23,24,25,26,27,28,29, 30,31,32,33,34,35,36	9,43
80 x 80 x 100 x 2,5 with bolt hole	1,2,3,4,5,6,7,8,9,11,12, 13,14	20,21,22,23,24,25,26,27,28,30,31, 32,33,34,35,36,37,38	9,37
90 x 40 x 40 x 2,5	1,2,4,5,6,7	11,12	1,52
90 x 60 x 60 x 2,0	1,2,3,4,5,6,7,9	10,11,12,14,15,16	3,35
90 x 60 x 60 x 2,0	1,2,4,5,6,7,9	10,11,13,14,15	3,09
90 x 60 x 60 x 2,5	1,2,3,4,5,6,7,9	10,12,14,15,16	3,01
90 x 60 x 60 x 2,5	1,2,4,5,6,7,9	10,11,13,14,15	3,06
90 x 60 x 60 x 2,5	1,2,4,5,6	8,9,11,12,13	2,65
90 x 90 x 65 x 2,5	1,2,5,6,9,10	16,17,18,20,21,22,24,25,26,29,30	3,75
90 x 90 x 65 x 2,5	1,2,5,6,9,10	16,17,18,20,21,22,24,25,26,29,30	3,76
90 x 90 x 65 x 2,5	1,2,5,6,8,9	13,14,16,17,19,20,23,24	3,60
90 x 90 x 90 x 3,0	1,2,5,6,8	14,15,16,17,18,21,22,25,26,27,28	4,34
90 x 90 x 90 x 3,0 with hook	1,2,5,6,8	14,15,16,17,18,21,22,25,26,27,28	4,34
90 x 90 x 90 x 3,0 with rib	1,2,5,6	13,14,15,16,19,20,23,24,25,26	3,80
90 x 90 x 90 x 3,0 with rib, with hook	1,2,5,6	13,14,15,16,19,20,23,24,25,26	3,80
100 x 100 x 40 x 2,0	1,2,3,4,5,6,7,8	11,12,13,14,15,16,17,18,19,20	3,68
100 x 100 x 40 x 2,5	1,2,3,4,5,6,7,8	11,12,13,14,15,16,17,18,19,20	3,66
100 x 100 x 50 x 2,0 with bolt hole	1,2,3,5,6,7,8,9,11,12	16,17,18,19,20,22,23,24,25,26,28,29	4,58

Bracket type	Nail number n _V	Nail number n _H	F _{2,3,Rk} [kN]
			Timber
100 x 100 x 50 x 2,5 with bolt hole	1,2,3,5,6,7,8,9,11,12	16,17,18,19,20,22,23,24,25,26,28,29	4,55
100 x 100 x 55 x 2,5 with rib	1,2,3,4,5,9,10	13,14,15,16,20,21,22,23,24	3,49
100 x 100 x 60 x 2,0	1,2,3,4,5,6,7,8,9,10,11,12	16,17,18,19,20,21,22,23,24,25,26,27,28,29,30	6,32
100 x 100 x 60 x 2,5	1,2,3,4,5,6,7,8,9,10,11,12	16,17,18,19,20,21,22,23,24,25,26,27,28,29,30	6,28
100 x 100 x 80 x 2,0	1,2,3,4,5,6,7,8,9,10,11,12,13,14	19,20,21,22,23,24,25,26,27,28,29,30,31,32,33,34,35,36	7,95
100 x 100 x 100 x 2,0	1,2,3,4,5,6,7,8,9,10,11,12,13,14,15,16,17,18	24,25,26,27,28,29,30,31,32,33,34,35,36,37,38,39,40,41,42,43,44,45,46	11,6
100 x 100 x 100 x 2,0 with bolt hole	1,2,3,4,5,7,8,9,10,11,12,13,14,15,17,18,19,20	26,27,28,29,30,31,32,33,34,36,37,38,39,40,41,42,43,44,46,47,48,49	10,9
100 x 100 x 100 x 2,5	1,2,3,4,5,6,7,8,9,10,11,12,13,14,15,16,17,18	24,25,26,27,28,29,30,31,32,33,34,35,36,37,38,39,40,41,42,43,44,45,46	11,5
105 x 105 x 90 x 2,5	1,2,4,5,8,9	16,17,18,19,22,23,26,29,31,32	3,76
105 x 105 x 90 x 2,5	1,2,4,5,8,9,11	17,18,19,20,21,24,25,28,31,33,34	3,55
105 x 105 x 90 x 3,0	1,2,4,5,8,9,11	17,18,19,20,21,24,25,28,31,33,34	4,61
105 x 105 x 90 x 3,0 with hook	1,2,4,5,8,9,11	17,18,19,20,21,24,25,28,31,33,34	4,61
105 x 105 x 90 x 3,0 with rib	1,2,4,5,8,9	16,17,18,19,22,23,26,29,31,32	4,12
105 x 105 x 90 x 3,0 with rib, with hook	1,2,4,5,8,9	16,17,18,19,22,23,26,29,31,32	4,12
120 x 120 x 90 x 3,0	3,4,6,7,10,11,13	19,20,21,22,23,26,27,30,33,35,36,38	4,68
120 x 120 x 90 x 3,0 with hook	3,4,6,7,10,11,13	19,20,21,22,23,26,27,30,33,35,36,38	4,68
120 x 120 x 90 x 3,0 with rib	3,4,6,7,10,11	18,19,20,21,24,25,28,31,33,34,36	4,19
120 x 120 x 90 x 3,0 with rib, with hook	3,4,6,7,10,11	18,19,20,21,24,25,28,31,33,34,36	4,19
130 x 50 x 65 x 2,5	1,2,4,5,8,9,12,13,14,15	17,18,19,21,22	3,80
140 x 140 x 90 x 3,0	1,2,3,6,7,9,10,13,14,16	22,23,24,25,26,29,30,33,36,38,39,41,43,44	5,44
140 x 140 x 90 x 3,0 with hook	1,2,3,6,7,9,10,13,14,16	22,23,24,25,26,29,30,33,36,38,39,41,43,44	5,44
140 x 140 x 90 x 3,0 with rib	1,2,3,6,7,9,10,13,14	21,22,23,24,27,28,31,34,36,37,39,41,42	4,93
140 x 140 x 90 x 3,0 with rib, with hook	1,2,3,6,7,9,10,13,14	21,22,23,24,27,28,31,34,36,37,39,41,42	4,93

Table 9: Basic Forces $F_{4,5}$, 2 angle brackets / connection

Bracket type	Nail number n_V	Nail number n_H	$F_{4,5,Rk}$ [kN]	
			Timber	Steel
40 x 40 x 40 x 2,0	1,2	5,6,7,8	7,13	2,04
40 x 40 x 40 x 2,5	1,2	5,6,7,8	6,07	2,66
40 x 40 x 50 x 2,0	1,2,3	6,7,8,9,10	9,09	2,27
40 x 40 x 50 x 2,5	1,2,3	6,7,8,9,10	7,08	2,91
40 x 40 x 60 x 2,0	1,2,3	7,8,9,10,11,12	9,76	2,90
40 x 40 x 60 x 2,5	1,2,3	7,8,9,10,11,12	9,10	3,75
40 x 40 x 80 x 2,0	1,2,3	8,9,10,11,12,13,14	12,1	4,20
40 x 40 x 80 x 2,5	1,2,3	8,9,10,11,12,13,14	11,4	5,67
40 x 40 x 100 x 2,0	1,2,3,4	10,11,12,13,14,15,16,17,18	14,3	5,21
40 x 40 x 100 x 2,5	1,2,3,4	10,11,12,13,14,15,16,17,18	14,5	6,89
50 x 50 x 55 x 2,5	1,2	6,7,9,10	7,53	4,04
60 x 35 x 60 x 2,0	1,2,4,5	7,9	4,15	3,99
60 x 60 x 20 x 2,0	1,2	4,5	2,46	1,14
60 x 60 x 20 x 2,5	1,2	4,5	2,41	1,42
60 x 60 x 30 x 2,0	1,2,3	6,7,8,9,10	3,34	1,49
60 x 60 x 30 x 2,5	1,2,3	6,7,8,9,10	3,32	1,84
60 x 60 x 40 x 2,0	1,2,3,4	7,8,9,10,11,12	5,29	2,24
60 x 60 x 50 x 2,0	1,2,3,4,5	8,9,10,11,12,13,14,15	7,14	2,58
60 x 60 x 50 x 2,0 with bolt hole	1,2,3,5,6	10,11,12,13,14,16,17	6,04	2,75
60 x 60 x 50 x 2,5	1,2,3,4,5	8,9,10,11,12,13,14,15	6,83	3,22
60 x 60 x 60 x 2,0	1,2,3,4,5,6	10,11,12,13,14,15,16,17,18	7,72	3,29
60 x 60 x 80 x 2,0	1,2,3,4,5,6,7	12,13,14,15,16,17,18,19, 20,21,22	9,10	4,33
60 x 60 x 80 x 2,5	1,2,3,4,5,6,7	12,13,14,15,16,17,18,19, 20,21,22	9,09	5,52
60 x 60 x 90 x 2,0	1,2,3,4,5,6,7,8	13,14,15,16,17,18,19,20, 21,22,23,24	11,2	5,00
60 x 60 x 90 x 2,5	1,2,3,4,5,6,7,8	13,14,15,16,17,18,19,20, 21,22,23,24	11,1	6,58
60 x 60 x 100 x 2,0	1,2,3,4,5,6,7,8,9	15,16,17,18,19,20,21,22, 23,24,25,26,27,28	12,0	5,52
60 x 60 x 100 x 2,0 with bolt hole	1,2,3,4,5,7,8,9,10	16,17,18,19,20,21,22,23, 24,26,27,28,29	11,9	5,54
60 x 60 x 100 x 2,5	1,2,3,4,5,6,7,8,9	15,16,17,18,19,20,21,22, 23,24,25,26,27,28	11,6	7,10
60 x 60 x 100 x 2,5 with bolt hole	1,2,3,4,5,7,8,9,10	16,17,18,19,20,21,22,23, 24,26,27,28,29	11,6	7,32
60 x 65 x 55 x 3,0	1,2,3,4	8,9,11,12,13,14	6,45	4,79

Bracket type	Nail number n _V	Nail number n _H	F _{4,5,Rk} [kN]	
			Timber	Steel
65 x 65 x 55 x 2,5	1,2,3,4	8,9,13,14	7,79	4,12
75 x 60 x 60 x 2,0	1,2,3,4,5,6	10,11,12,14,15,16	7,21	3,65
75 x 60 x 60 x 2,5	1,2,4	8,10,11,12,13	4,57	4,74
75 x 60 x 60 x 2,5	1,2,3,4,5	9,10,11,13,14,15	7,15	4,56
80 x 80 x 20 x 2,0	1,2,3	5,6,7,8	2,93	1,11
80 x 80 x 20 x 2,5	1,2,3	5,6,7,8	2,77	1,49
80 x 80 x 40 x 2,0	1,2,3,4,5,6	9,10,11,12,13,14,15,16	5,86	2,23
80 x 80 x 40 x 2,5	1,2,3,4,5,6	9,10,11,12,13,14,15,16	5,53	2,97
80 x 80 x 50 x 2,0 with bolt hole	1,2,3,4,5,7,8	12,13,14,15,16,18,19,20, 21,22	6,79	2,72
80 x 80 x 50 x 2,5 with bolt hole	1,2,3,4,5,7,8	12,13,14,15,16,18,19,20, 21,22	6,53	3,71
80 x 80 x 60 x 2,0	1,2,3,4,5,6,7,8,9	13,14,15,16,17,18,19,20, 21,22,23,24	8,56	3,35
80 x 80 x 80 x 2,0	1,2,3,4,5,6,7,8,9,10	15,16,17,18,19,20,21,22, 23,24,25,26,27,28	10,3	4,39
80 x 80 x 100 x 2,0	1,2,3,4,5,6,7,8,9, 10,11,12,13	19,20,21,22,23,24,25,26,27, 28,29,30,31,32,33,34,35,36	13,3	5,49
80 x 80 x 100 x 2,0 with bolt hole	1,2,3,4,5,6,7,8,9,11, 12,13,14	20,21,22,23,24,25,26,27,28, 30,31,32,33,34,35,36,37,38	13,2	5,50
80 x 80 x 100 x 2,5	1,2,3,4,5,6,7,8,9, 10,11,12,13	19,20,21,22,23,24,25,26,27, 28,29,30,31,32,33,34,35,36	12,6	7,53
80 x 80 x 100 x 2,5 with bolt hole	1,2,3,4,5,6,7,8,9, 11,12,13,14	20,21,22,23,24,25,26,27,28, 30,31,32,33,34,35,36,37,38	12,8	7,33
90 x 40 x 40 x 2,5	1,2,4,5,6,7	11,12	4,01	3,08
90 x 60 x 60 x 2,0	1,2,3,4,5,6,7,9	10,11,12,14,15,16	8,27	5,41
90 x 60 x 60 x 2,0	1,2,4,5,6,7,9	10,11,13,14,15	7,94	5,08
90 x 60 x 60 x 2,5	1,2,3,4,5,6,7,9	10,12,14,15,16	6,98	5,98
90 x 60 x 60 x 2,5	1,2,4,5,6,7,9	10,11,13,14,15	6,97	5,99
90 x 60 x 60 x 2,5	1,2,4,5,6	8,9,11,12,13	6,46	5,84
90 x 90 x 65 x 2,5	1,2,5,6,9,10	16,17,18,20,21,22,24,25, 26,29,30	7,06	4,59
90 x 90 x 65 x 2,5	1,2,5,6,9,10	16,17,18,20,21,22,24,25, 26,29,30	6,82	4,50
90 x 90 x 65 x 2,5	1,2,5,6,8,9	13,14,16,17,19,20,23,24	6,93	6,98
90 x 90 x 90 x 3,0	1,2,5,6,8	14,15,16,17,18,21,22,25, 26,27,28	11,3	7,73
90 x 90 x 90 x 3,0 with hook	1,2,5,6,8	14,15,16,17,18,21,22,25, 26,27,28	11,3	7,54
90 x 90 x 90 x 3,0 with rib	1,2,5,6	13,14,15,16,19,20,23,24, 25,26	9,77	10,1

Bracket type	Nail number n _V	Nail number n _H	F _{4,5,Rk} [kN]	
			Timber	Steel
90 x 90 x 90 x 3,0 with rib, with hook	1,2,5,6	13,14,15,16,19,20,23,24, 25,26	9,79	9,75
100 x 100 x 40 x 2,0	1,2,3,4,5,6,7,8	11,12,13,14,15,16,17,18, 19,20	6,18	2,18
100 x 100 x 40 x 2,5	1,2,3,4,5,6,7,8	11,12,13,14,15,16,17,18, 19,20	5,96	2,96
100 x 100 x 50 x 2,0 with bolt hole	1,2,3,5,6,7,8,9,11,12	16,17,18,19,20,22,23,24, 25,26,28,29	7,19	2,66
100 x 100 x 50 x 2,5 with bolt hole	1,2,3,5,6,7,8,9,11,12	16,17,18,19,20,22,23,24, 25,26,28,29	7,08	3,64
100 x 100 x 55 x 2,5 with rib	1,2,3,4,5,9,10	13,14,15,16,20,21,22,23,24	6,22	5,28
100 x 100 x 60 x 2,0	1,2,3,4,5,6,7,8,9,10, 11,12	16,17,18,19,20,21,22,23, 24,25,26,27,28,29,30	9,02	3,31
100 x 100 x 60 x 2,5	1,2,3,4,5,6,7,8,9,10, 11,12	16,17,18,19,20,21,22,23, 24,25,26,27,28,29,30	8,77	4,32
100 x 100 x 80 x 2,0	1,2,3,4,5,6,7,8,9,10, 11,12,13,14	19,20,21,22,23,24,25,26,27, 28,29,30,31,32,33,34,35,36	11,1	4,27
100 x 100 x 100 x 2,0	1,2,3,4,5,6,7,8,9,10, 11,12,13,14,15,16, 17,18	24,25,26,27,28,29,30,31,32, 33,34,35,36,37,38,39,40,41, 42,43,44,45,46	14,1	5,37
100 x 100 x 100 x 2,0 with bolt hole	1,2,3,4,5,7,8,9,10, 11,12,13,14,15,17, 18,19,20	26,27,28,29,30,31,32,33,34, 36,37,38,39,40,41,42,43, 44,46,47,48,49	14,1	5,37
100 x 100 x 100 x 2,5	1,2,3,4,5,6,7,8,9,10, 11,12,13,14,15,16, 17,18	24,25,26,27,28,29,30,31,32, 33,34,35,36,37,38,39,40,41, 42,43,44,45,46	13,7	7,41
105 x 105 x 90 x 2,5	1,2,4,5,8,9	16,17,18,19,22,23,26,29,31,32	9,00	9,12
105 x 105 x 90 x 2,5	1,2,4,5,8,9,11	17,18,19,20,21,24,25,28, 31,33,34	6,34	6,55
105 x 105 x 90 x 3,0	1,2,4,5,8,9,11	17,18,19,20,21,24,25,28,31, 33,34	11,5	7,98
105 x 105 x 90 x 3,0 with hook	1,2,4,5,8,9,11	17,18,19,20,21,24,25,28,31, 33,34	11,5	7,39
105 x 105 x 90 x 3,0 with rib	1,2,4,5,8,9	16,17,18,19,22,23,26,29, 31,32	10,1	10,2
105 x 105 x 90 x 3,0 with rib, with hook	1,2,4,5,8,9	16,17,18,19,22,23,26,29, 31,32	10,1	8,91
120 x 120 x 90 x 3,0	3,4,6,7,10,11,13	19,20,21,22,23,26,27,30, 33,35,36,38	11,5	8,01
120 x 120 x 90 x 3,0 with hook	3,4,6,7,10,11,13	19,20,21,22,23,26,27,30, 33,35,36,38	5,74	7,42
120 x 120 x 90 x 3,0 with rib	3,4,6,7,10,11	18,19,20,21,24,25,28,31, 33,34,36	10,4	10,5

Bracket type	Nail number n_V	Nail number n_H	$F_{4,5,Rk}$ [kN]	
			Timber	Steel
120 x 120 x 90 x 3,0 with rib, with hook	3,4,6,7,10,11	18,19,20,21,24,25,28,31, 33,34,36	10,4	9,97
130 x 50 x 65 x 2,5	1,2,4,5,8,9,12, 13,14,15	17,18,19,21,22	5,88	6,07
140 x 140 x 90 x 3,0	1,2,3,6,7,9,10,13, 14,16	22,23,24,25,26,29,30,33, 36,38,39,41,43,44	12,5	6,28
140 x 140 x 90 x 3,0 with hook	1,2,3,6,7,9,10,13, 14,16	22,23,24,25,26,29,30,33, 36,38,39,41,43,44	12,5	6,40
140 x 140 x 90 x 3,0 with rib	1,2,3,6,7,9,10,13,14	21,22,23,24,27,28,31,34, 36,37,39,41,42	10,9	9,73
140 x 140 x 90 x 3,0 with rib, with hook	1,2,3,6,7,9,10,13,14	21,22,23,24,27,28,31,34, 36,37,39,41,42	10,9	9,73

Table 10: Basic Force $F_{4,5}$, 2 angle brackets / connection

Bracket type	Nail number n_V	$k_t \perp$	$k_t \parallel$	$F_{4,5Rk}$ [kN]	
				Timber	Steel
60 x 35 x 60 x 2,5	1,2,3,4,5	0,79	0,26	6,00	4,16
60 x 35 x 60 x 2,0	1,2	0,93	0,18	4,86	3,57

Table 11: Basic Forces F_4 , 1 angle bracket / connection

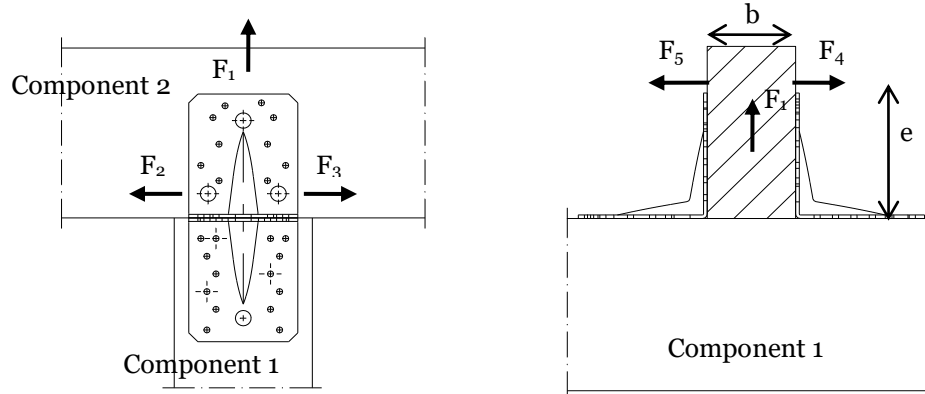
Bracket type	Nail number n_V	Nail number n_H	$F_{4,Rk}$ [kN]	
			Timber	Steel
90 x 90 x 90 x 3,0 with rib	1,2,5,6	13,14,15,16,19,20,23,24, 25,26	9,77	8,44
90 x 90 x 90 x 3,0 with rib, with hook	1,2,5,6	13,14,15,16,19,20,23,24, 25,26	9,79	8,13
100 x 100 x 55 x 2,5 with rib	1,2,3,4,5,9,10	13,14,15,16,20,21,22,23,24	6,22	4,03
105 x 105 x 90 x 3,0 with rib	1,2,4,5,8,9	16,17,18,19,22,23,26,29, 31,32	11,3	7,68
105 x 105 x 90 x 3,0 with rib, with hook	1,2,4,5,8,9	16,17,18,19,22,23,26,29, 31,32	10,1	7,61
120 x 120 x 90 x 3,0 with rib	3,4,6,7,10,11	18,19,20,21,24,25,28,31, 33,34,36	10,4	8,76
120 x 120 x 90 x 3,0 with rib, with hook	3,4,6,7,10,11	18,19,20,21,24,25,28,31, 33,34,36	10,4	8,34
140 x 140 x 90 x 3,0 with rib	1,2,3,6,7,9,10,13,14	21,22,23,24,27,28,31,34, 36,37,39,41,42	10,9	8,12
140 x 140 x 90 x 3,0 with rib, with hook	1,2,3,6,7,9,10,13,14	21,22,23,24,27,28,31,34, 36,37,39,41,42	10,9	8,12

Table 12: Basic Forces F_5 , 1 angle bracket / connection

Bracket type	Nail number n_V	Nail number n_H	$F_{5,Rk}$ [kN]	
			Timber	Steel
90 x 90 x 90 x 3,0 with rib	1,2,5,6	13,14,15,16,19,20,23,24, 25,26	1,58	2,06
90 x 90 x 90 x 3,0 with rib, with hook	1,2,5,6	13,14,15,16,19,20,23,24, 25,26	1,62	2,02
100 x 100 x 55 x 2,5 with rib	1,2,3,4,5,9,10	13,14,15,16,20,21,22,23,24	1,47	5,07
105 x 105 x 90 x 3,0 with rib	1,2,4,5,8,9	16,17,18,19,22,23,26,29, 31,32	1,55	2,10
105 x 105 x 90 x 3,0 with rib, with hook	1,2,4,5,8,9	16,17,18,19,22,23,26,29, 31,32	1,55	2,10
120 x 120 x 90 x 3,0 with rib	3,4,6,7,10,11	18,19,20,21,24,25,28,31, 33,34,36	1,70	2,35
120 x 120 x 90 x 3,0 with rib, with hook	3,4,6,7,10,11	18,19,20,21,24,25,28,31, 33,34,36	1,70	2,26
140 x 140 x 90 x 3,0 with rib	1,2,3,6,7,9,10,13,14	21,22,23,24,27,28,31,34, 36,37,39,41,42	1,80	2,46
140 x 140 x 90 x 3,0 with rib, with hook	1,2,3,6,7,9,10,13,14	21,22,23,24,27,28,31,34, 36,37,39,41,42	1,80	2,46

Definitions of forces, their directions and eccentricity

Forces - Beam to beam connection



Fastener specification

Holes are marked with numbers referring to the nailing pattern in Annex A.

Double angle brackets per connection

The angle brackets must be placed at each side opposite to each other, symmetrically to the component axis.

Acting forces

- F_1 Lifting force acting along the central axis of the joint.
- F_2 and F_3 Lateral force acting in the joint between the component 2 and component 1 in the component 2 direction
- F_4 and F_5 Lateral force acting in the component 1 direction along the central axis of the joint. If the load is applied with an eccentricity e , a design for combined loading is required.

Single angle bracket per connection

Acting forces

- F_1 Lifting force acting in the central axis of the angle bracket. The component 2 shall be prevented from rotation. If the component 2 is prevented from rotation the load-carrying capacity will be half of a connection with double angle brackets.
- F_2 and F_3 Lateral force acting in the joint between the component 2 and the component 1 in the component 2 direction. The component 2 shall be prevented from rotation. If the component 2 is prevented from rotation the load-carrying capacity will be half of a connection with double angle brackets.
- F_4 and F_5 Lateral force acting in the component 1 direction in the height of the top edge of component 2. F_4 is the lateral force towards the angle bracket; F_5 is the lateral force away from the angle bracket. Only the characteristic load-carrying capacities for angle brackets with ribs are given.

Wane

Wane is not allowed, the timber has to be sharp-edged in the area of the angle brackets.

Timber splitting

For the lifting force F_1 it must be checked in accordance with Eurocode 5 or a similar national Timber Code that splitting will not occur.

Connection to timber, concrete or steel with a bolt or metal anchor

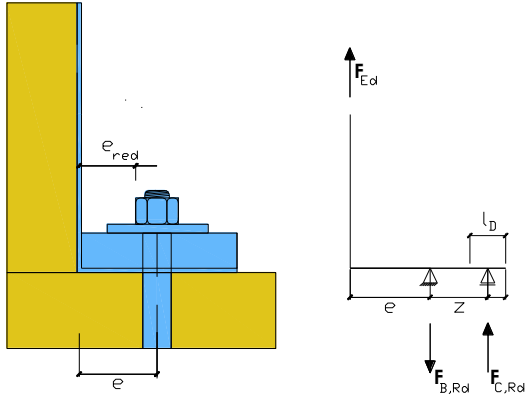
The tensile load $F_{B,Ed}$ for the design of a bolt or metal anchor is calculated as:

$$F_{B,t,Ed} = k_t \cdot F_{Ed} \text{ for tensile load}$$

$$F_{B,v,Ed} = F_{Ed} \text{ for shear load}$$

Where:

$F_{B,t,Ed}$	Bolt tensile load in N
$F_{B,v,Ed}$	Bolt shear load in N
k_t	Coefficient taking into account the moment arm ($k_t=1+e/z$)
F_{Ed}	Load on vertical flap of the angle bracket in N



Combined forces

If the forces F_1 and F_2/F_3 or F_4/F_5 act at the same time, the following inequality shall be fulfilled:

$$\left(\frac{F_{1,d}}{F_{Rd,1}} \right)^2 + \left(\frac{F_{2,d}}{F_{Rd,2}} \right)^2 + \left(\frac{F_{3,d}}{F_{Rd,3}} \right)^2 + \left(\frac{F_{4,d}}{F_{Rd,4}} \right)^2 + \left(\frac{F_{5,d}}{F_{Rd,5}} \right)^2 \leq 1$$

The forces F_2 and F_3 or F_4 and F_5 are forces with opposite direction. Therefore only one force F_2 or F_3 , and F_4 or F_5 , respectively, is able to act simultaneously with F_1 , while the other shall be set to zero.

If the load F_4/F_5 is applied with an eccentricity e , a design for combined loading **for connections with double angle brackets** is required. Here, an additional force ΔF_1 has to be added to the existing force F_1 .

$$\Delta F_{1,d} = F_{4,d} / F_{5,d} \cdot \frac{e}{B}$$

B is the width of component 2.

ESSVE Angle Brackets

40x40x40x2,0

40x40x40x2,5

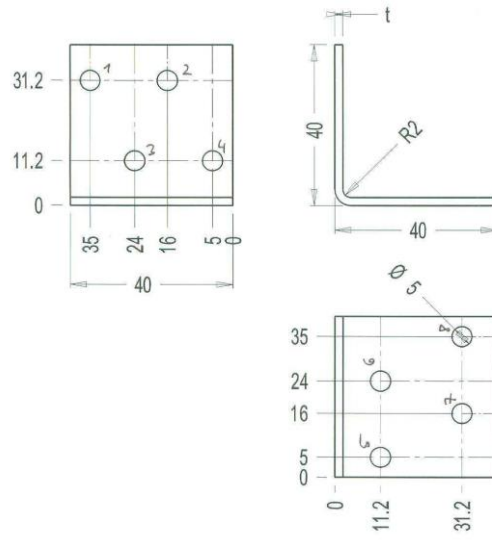
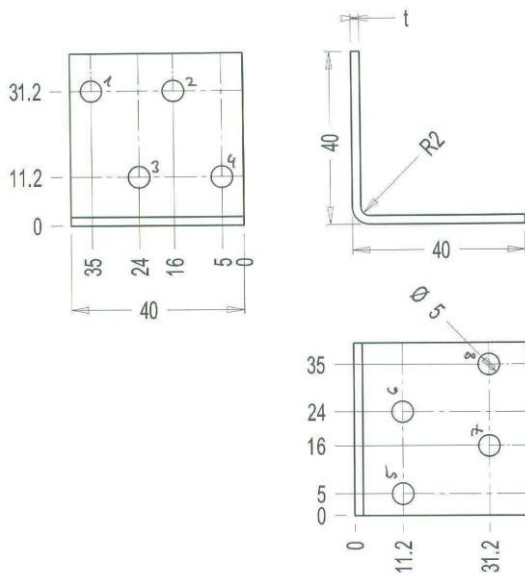


Figure B. 1 Dimensions of angle bracket

Figure B. 2 Dimensions of angle bracket

40x40x40x2,0

40x40x40x2,5

40x40x50x2,0

40x40x50x2,5

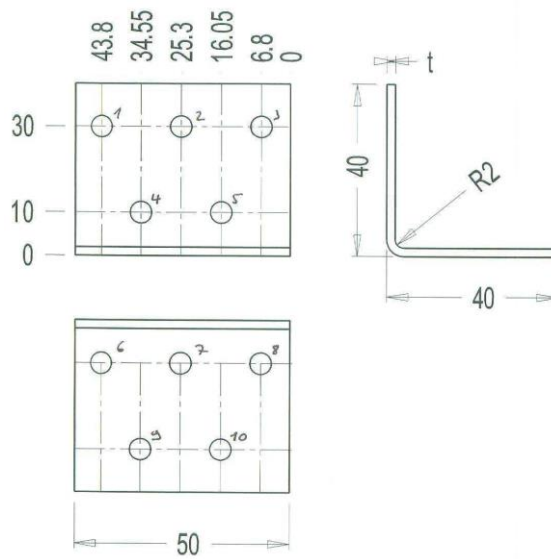
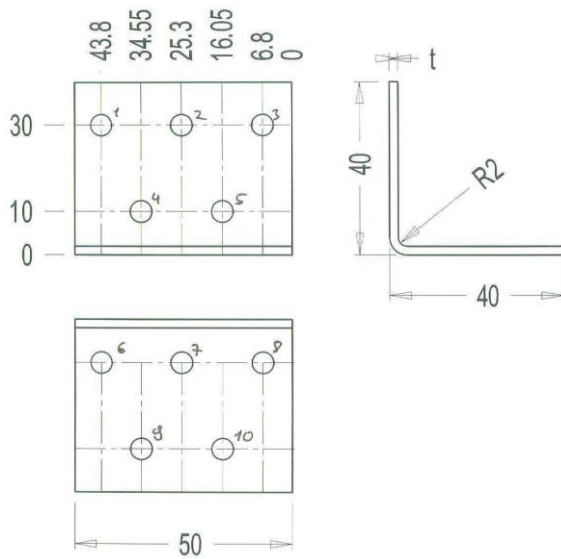


Figure B. 3 Dimensions of angle bracket

Figure B. 4 Dimensions of angle bracket

40x40x50x2,0

40x40x50x2,5

40x40x60x2,0

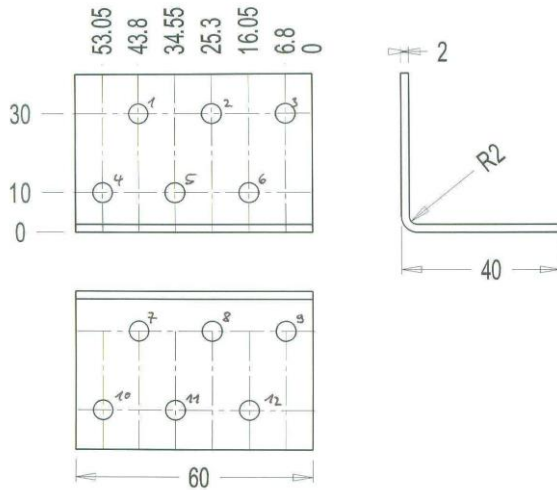


Figure B. 5 Dimensions of angle bracket

40x40x60x2,0

40x40x60x2,5

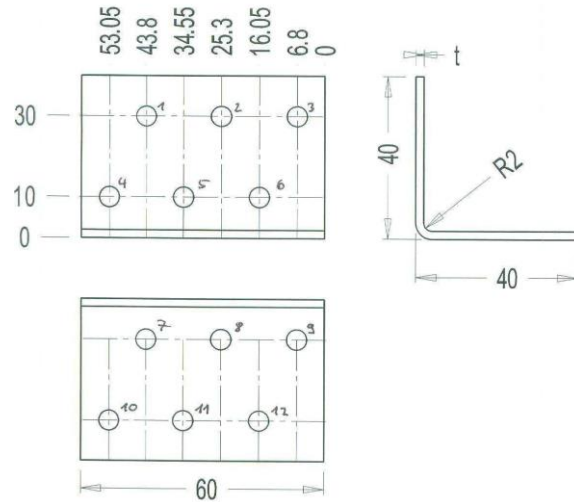


Figure B. 6 Dimensions of angle bracket

40x40x60x2,5

40x40x80x2,0

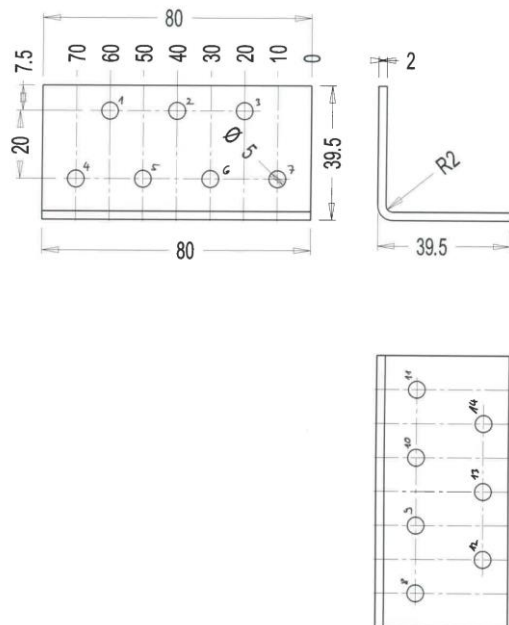


Figure B. 7 Dimensions of angle bracket

40x40x80x2,0

40x40x80x2,5

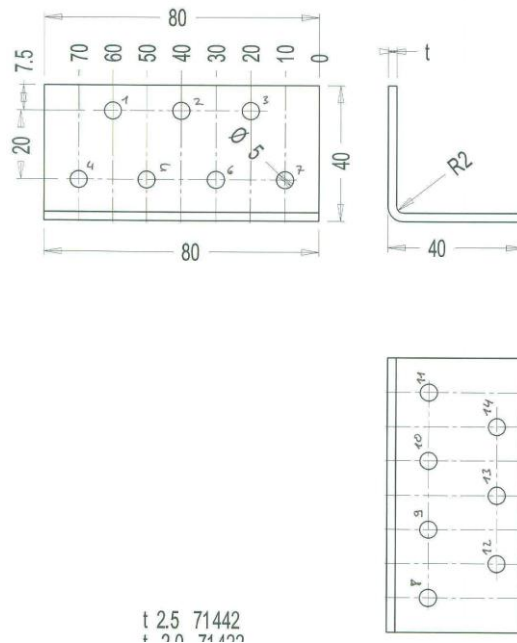


Figure B. 8 Dimensions of angle bracket

40x40x80x2,5

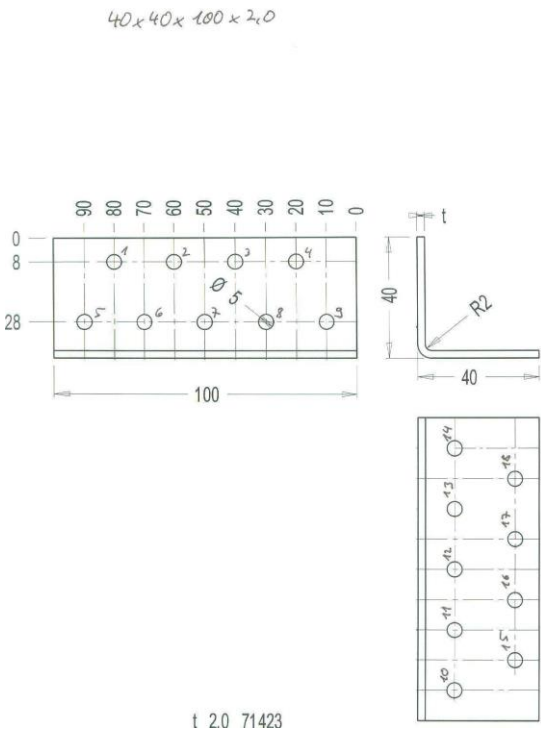


Figure B. 9 Dimensions of angle bracket

40x40x100x2,0

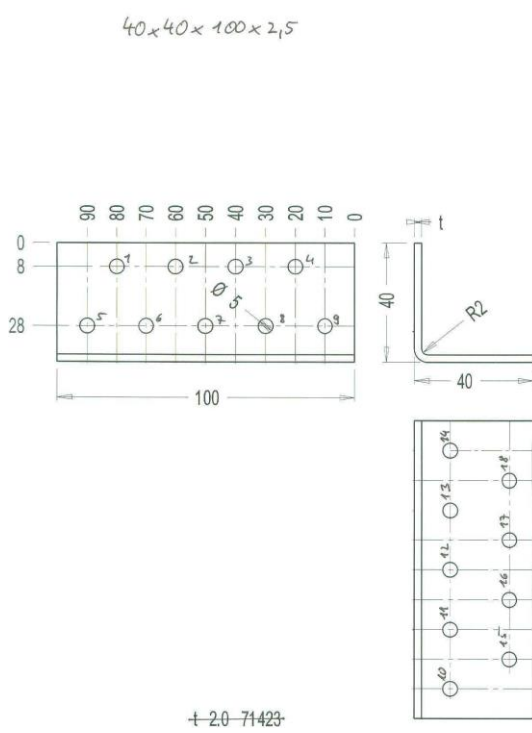


Figure B. 10 Dimensions of angle bracket

40x40x100x2,5

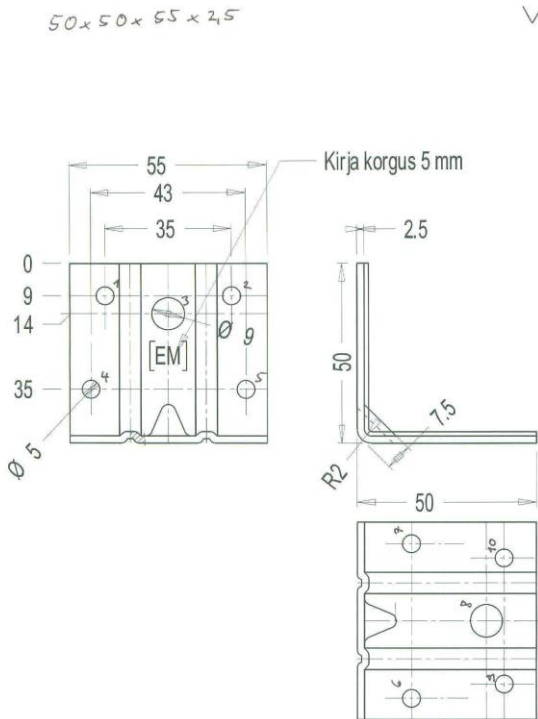


Figure B. 11 Dimensions of angle bracket

50x50x55x2,5

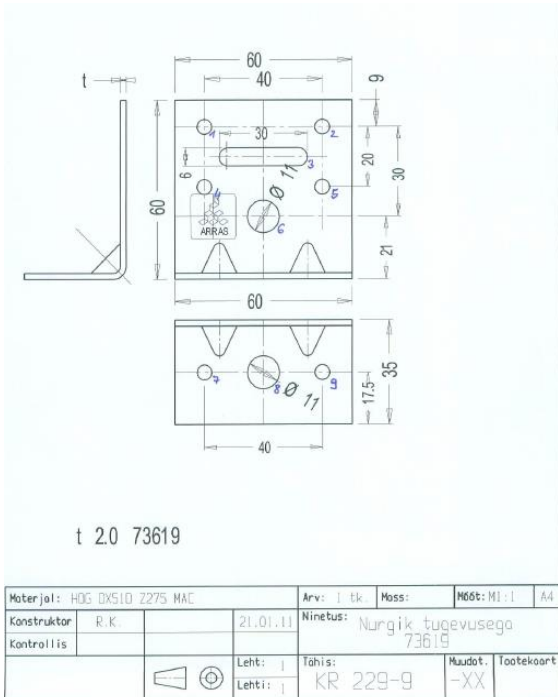


Figure B. 12 Dimensions of angle bracket

60 x 35 x 60 x 2,0 with long hole, with bolt hole

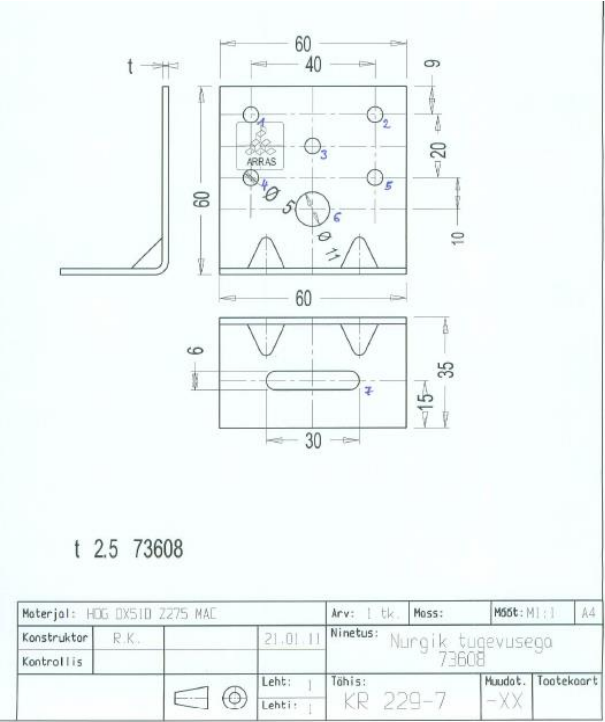


Figure B. 13 Dimensions of angle bracket

60 x 35 x 60 x 2,5 with long hole, with bolt hole

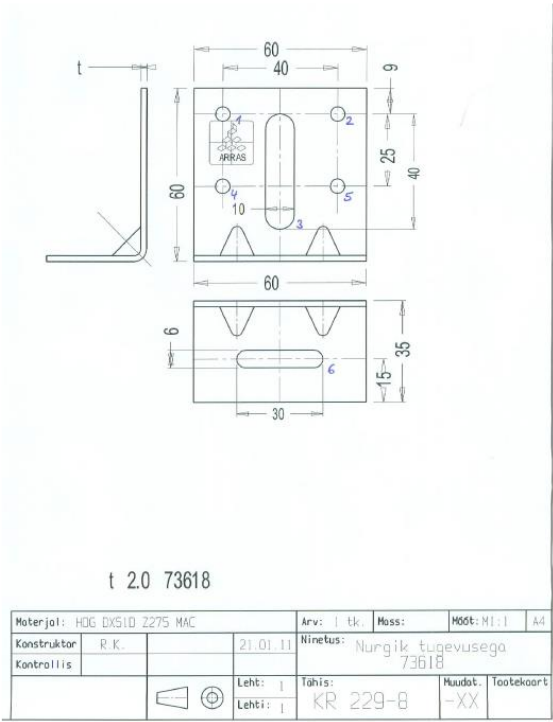


Figure B. 14 Dimensions of angle bracket

60 x 35 x 60 x 2,0 with 2 long holes

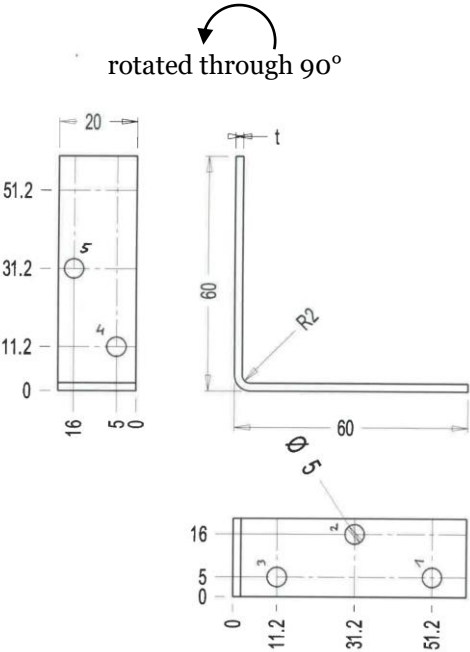


Figure B. 15 Dimensions of angle bracket

60x60x20x2,0

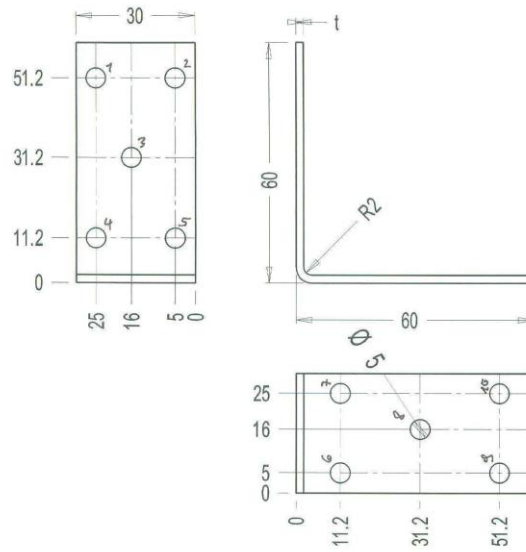
$$60 \times 60 \times 30 \times 2,0$$


Figure B. 17 Dimensions of angle bracket

60x60x30x2,0

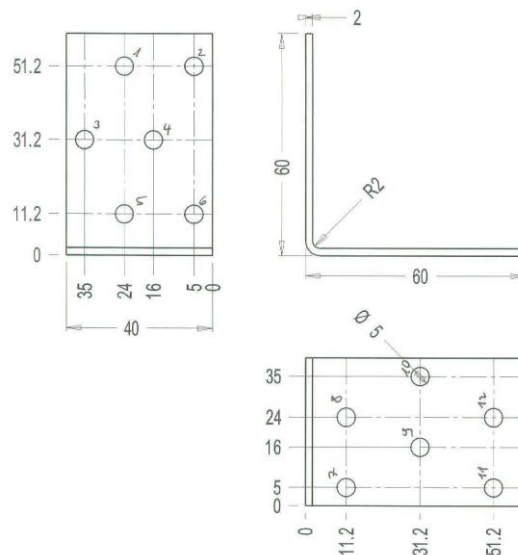
$$60 \times 60 \times 40 \times 2,0$$


Figure B. 19 Dimensions of angle bracket

60x60x40x2,0

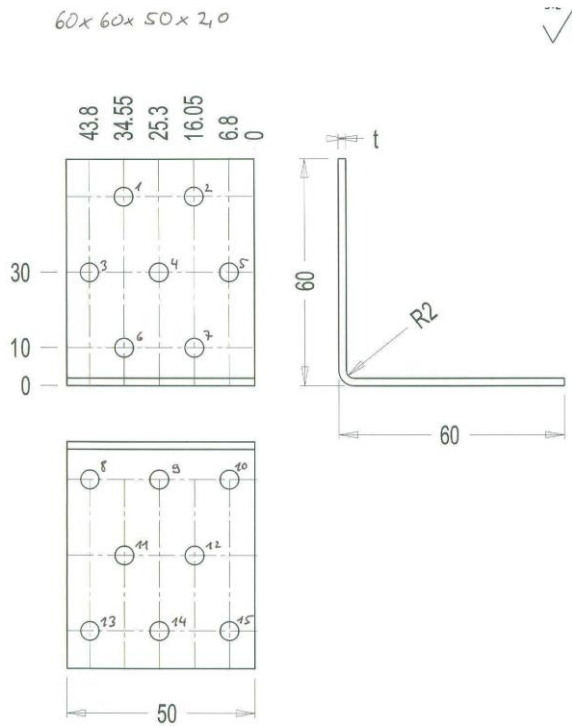


Figure B. 20 Dimensions of angle bracket

60x60x50x2,0

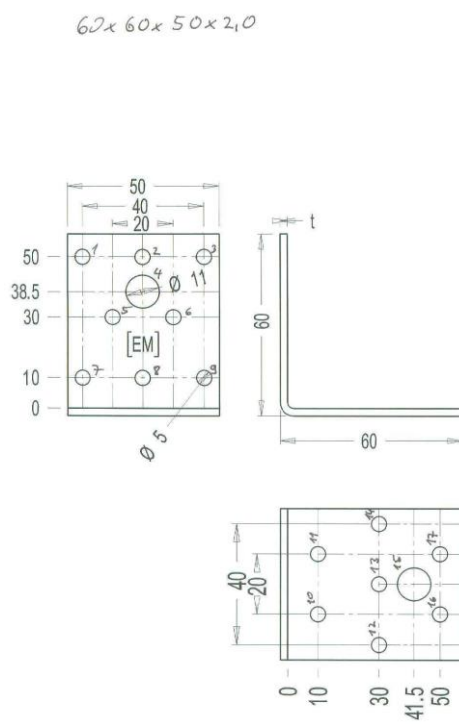


Figure B. 21 Dimensions of angle bracket

60x60x50x2,0; with bolt hole

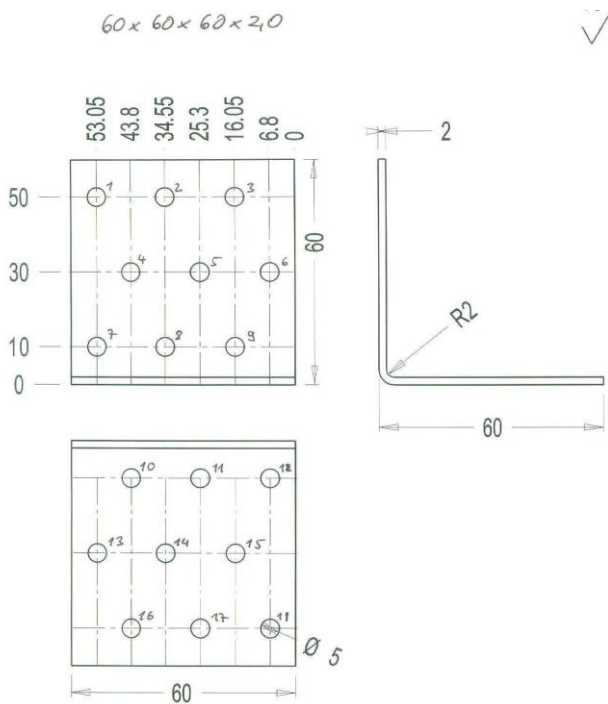


Figure B. 22 Dimensions of angle bracket

60x60x50x2,0

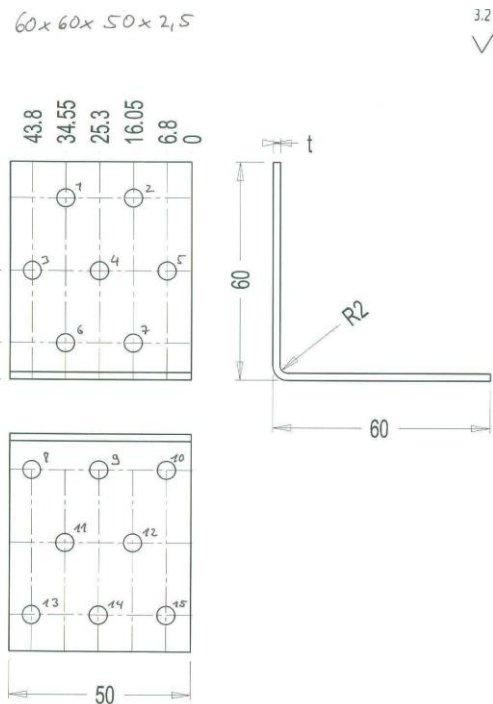


Figure B. 23 Dimensions of angle bracket

60x60x50x2,0

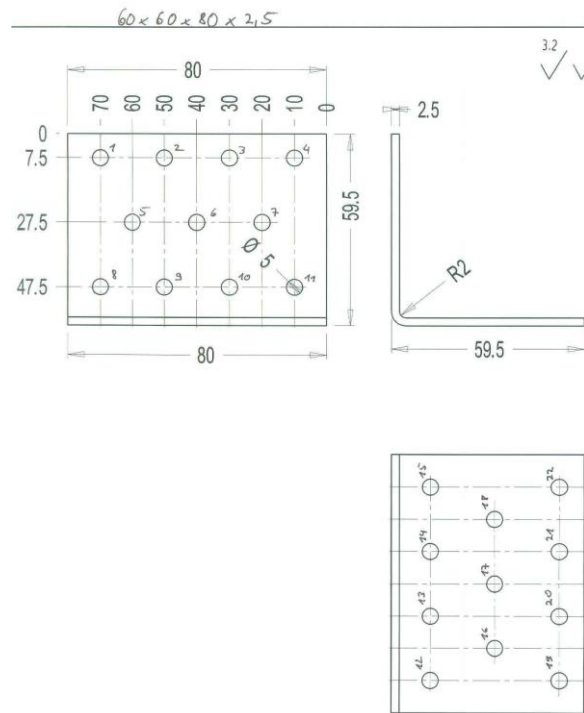
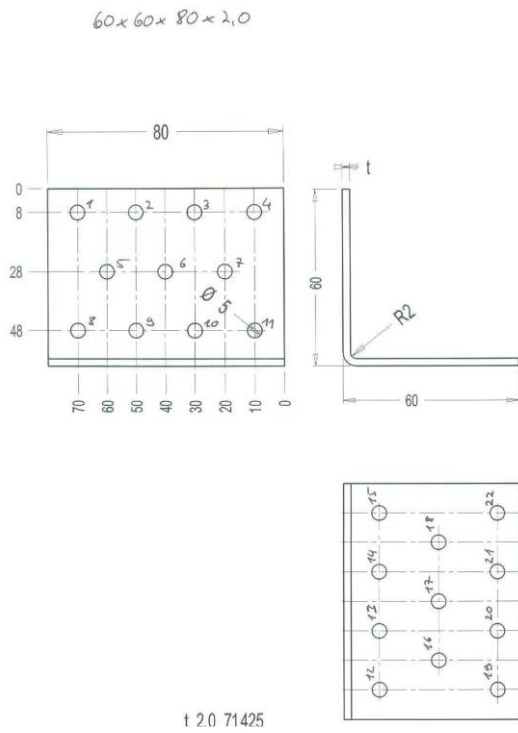


Figure B. 24 Dimensions of angle bracket

60x60x80x2,0

Figure B. 25 Dimensions of angle bracket

60x60x80x2,5

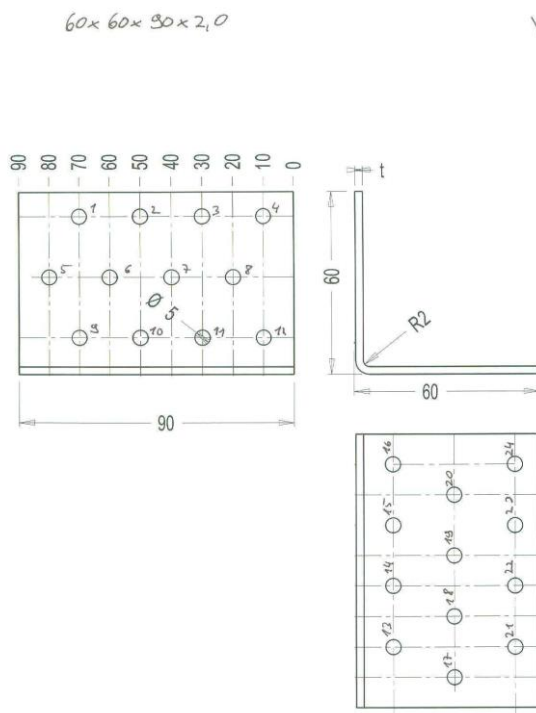


Figure B. 26 Dimensions of angle bracket

60x60x90x2,0

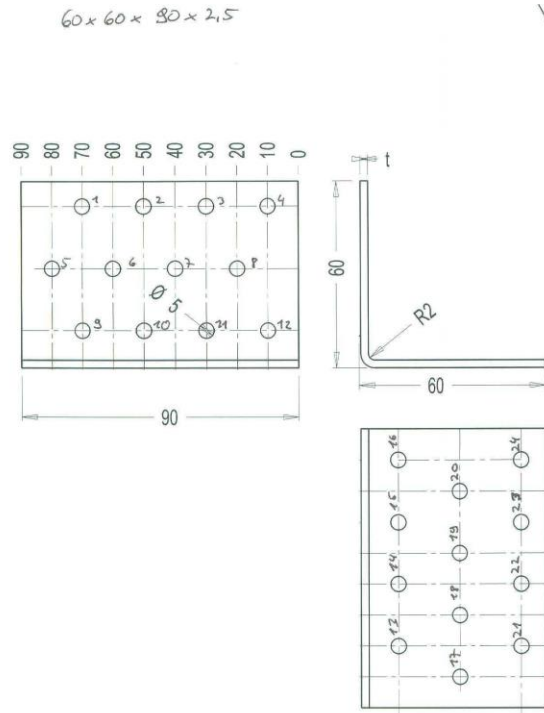


Figure B. 27 Dimensions of angle bracket

60x60x90x2,5

60x60x100x2,0

✓

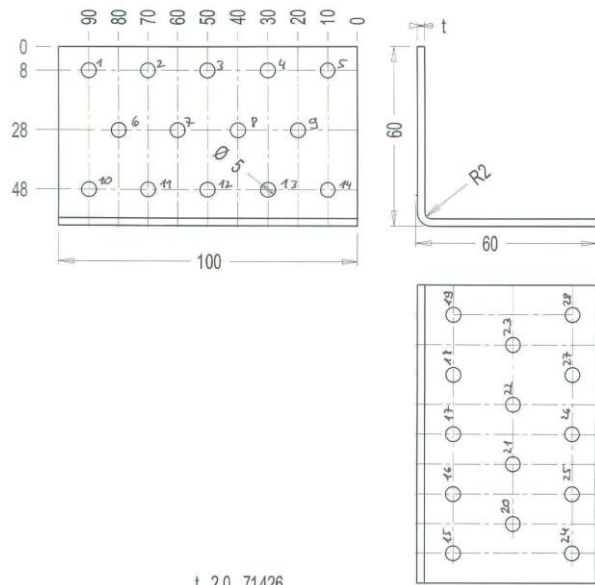


Figure B. 28 Dimensions of angle bracket

60x60x100x2,0

60x60x100x2,0

✓

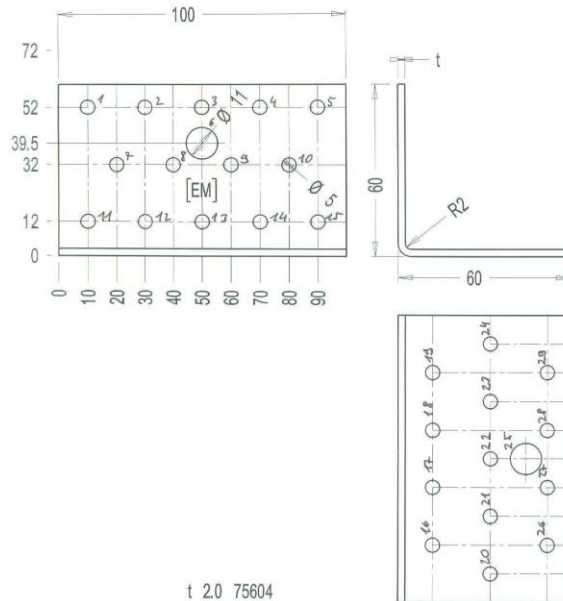


Figure B. 29 Dimensions of angle bracket

60x60x100x2,0; with bolt hole

60x60x100x2,5

✓

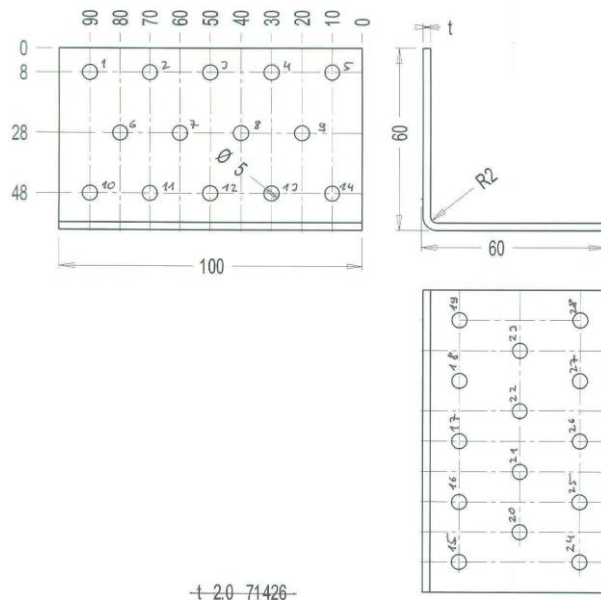


Figure B. 30 Dimensions of angle bracket

60x60x100x2,5

60x60x100x2,5

✓

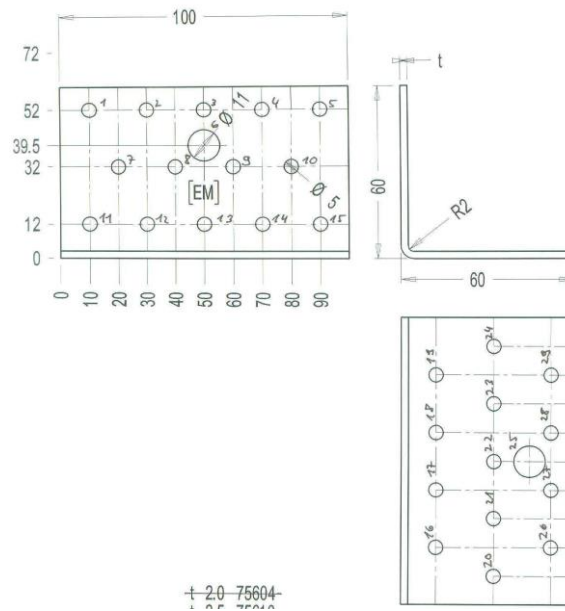


Figure B. 31 Dimensions of angle bracket

60x60x100x2,5; with bolt hole

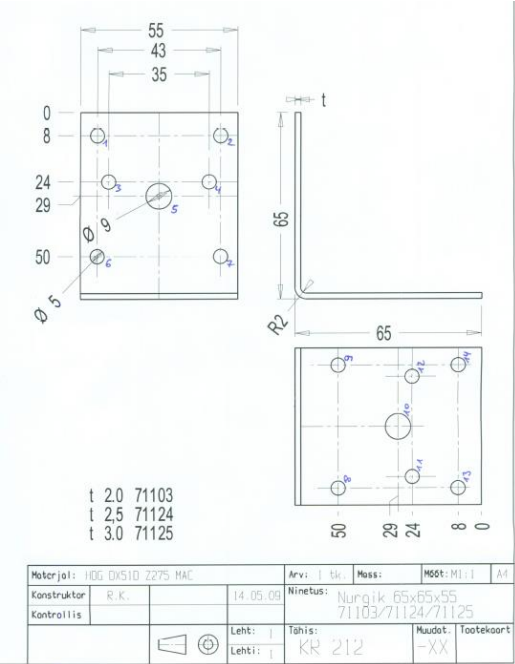


Figure B. 32 Dimensions of angle bracket
60 x 65 x 55 x 3,0

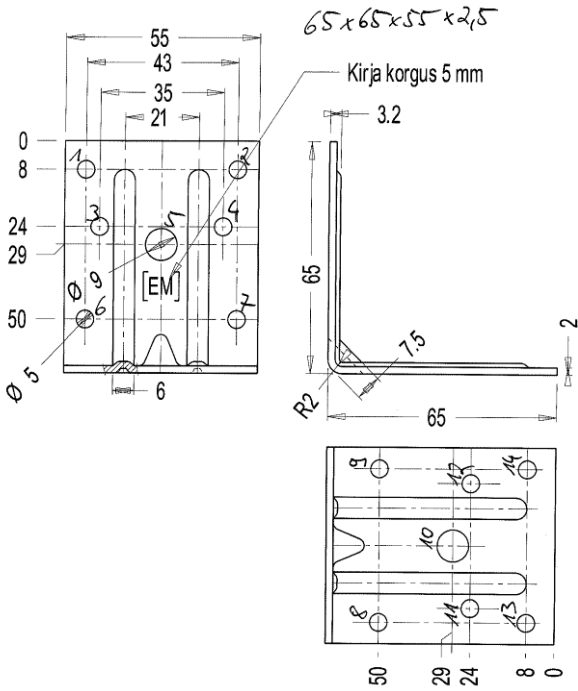


Figure B. 33 Dimensions of angle bracket
65x65x55x2,5

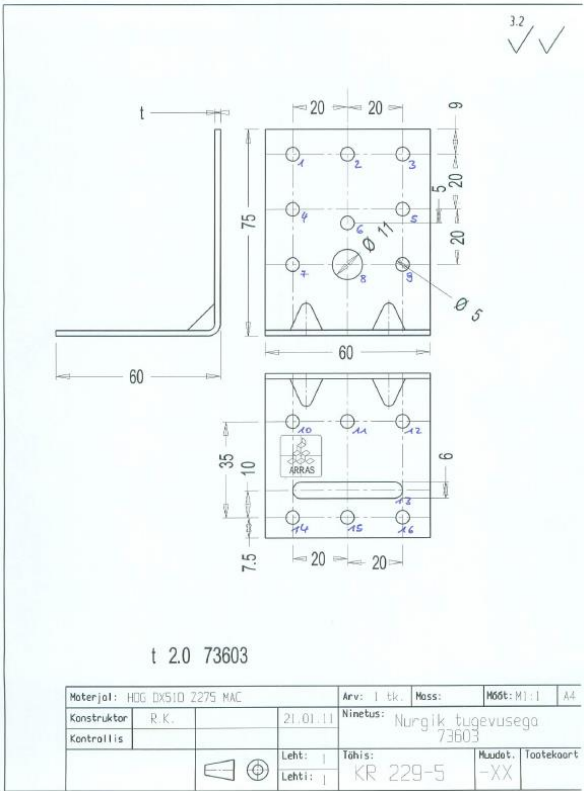


Figure B. 34 Dimensions of angle bracket
75 x 60 x 60 x 2,0, short rib, long hole

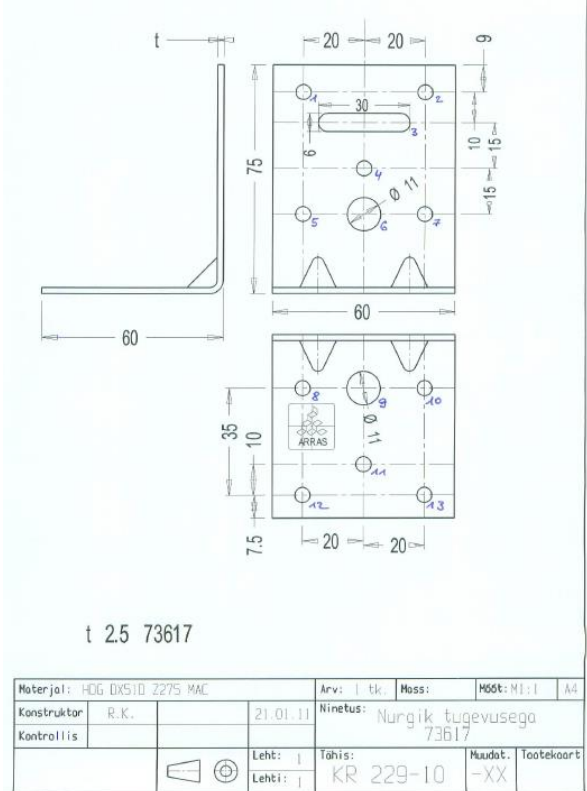


Figure B. 35 Dimensions of angle bracket
75 x 60 x 60 x 2,5, short rib, long hole

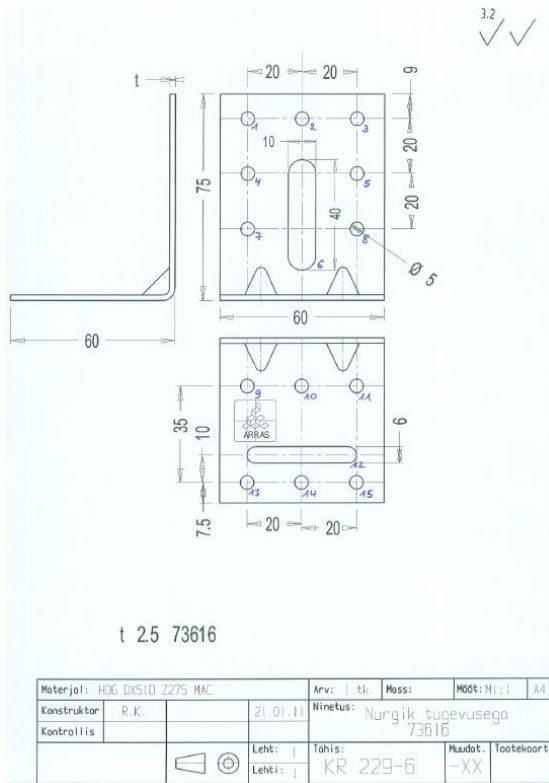


Figure B. 36 Dimensions of angle bracket
75 x 60 x 60 x 2,5, short rib, two long holes

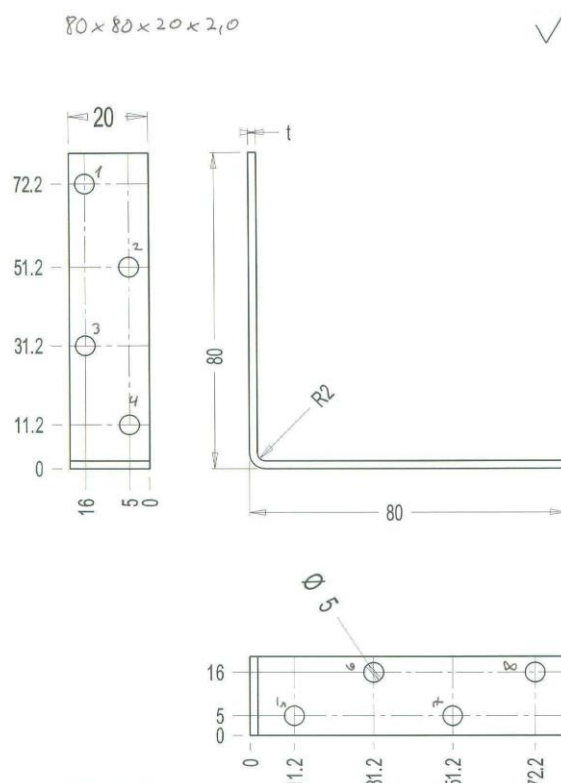


Figure B. 37 Dimensions of angle bracket
80x80x20x2,0

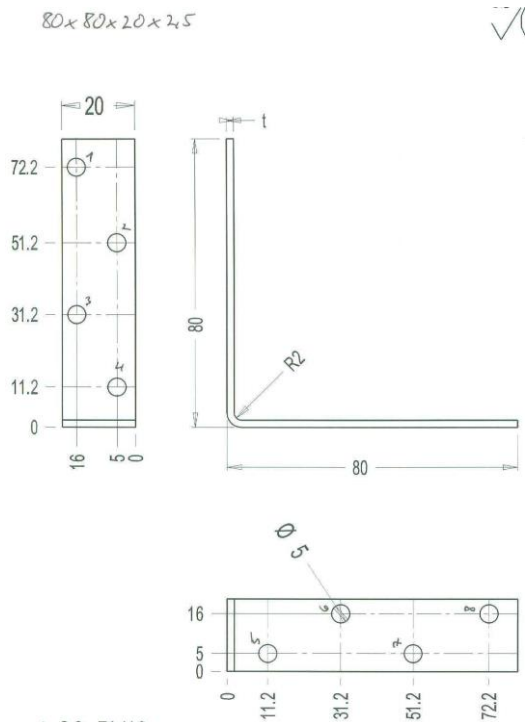


Figure B. 38 Dimensions of angle bracket
80x80x20x2,5

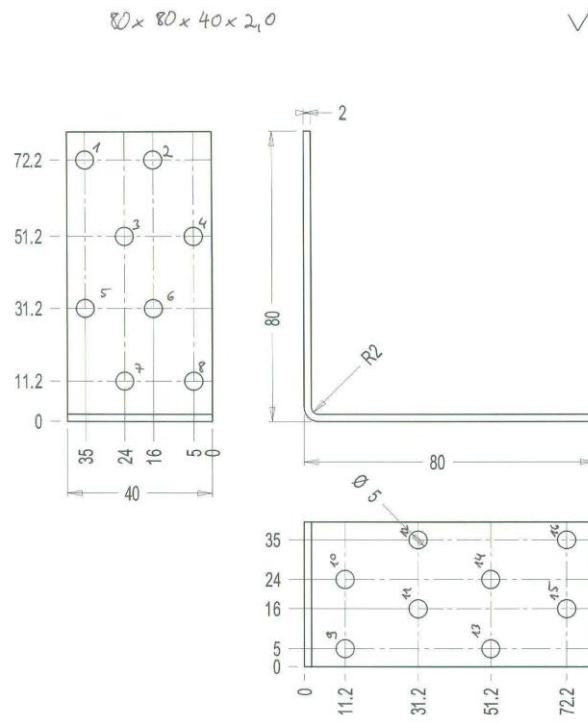


Figure B. 39 Dimensions of angle bracket
80x80x40x2,0

80x80x40x2,5

✓

80x80x50x2,0

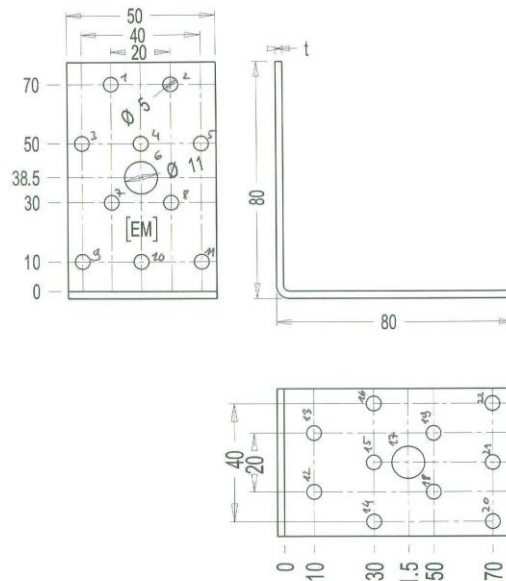
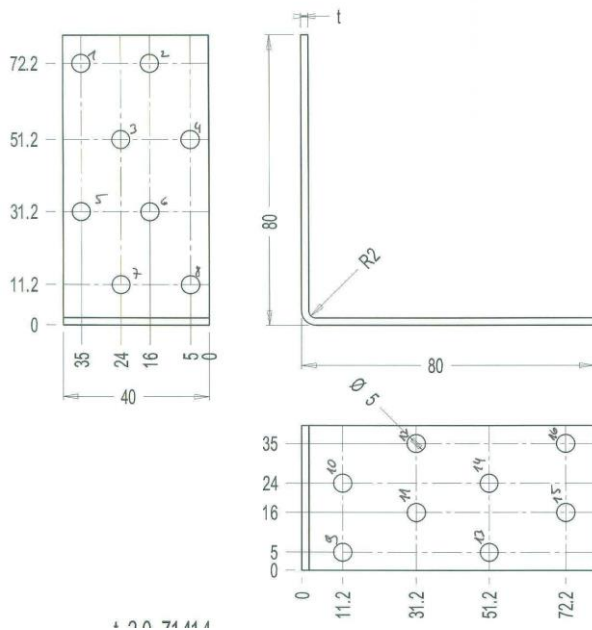


Figure B. 40 Dimensions of angle bracket

Figure B. 41 Dimensions of angle bracket

80x80x40x2,5

80x80x50x2,0; with bolt hole

80x80x50x2,5

80x80x60x2,0

3,2
✓

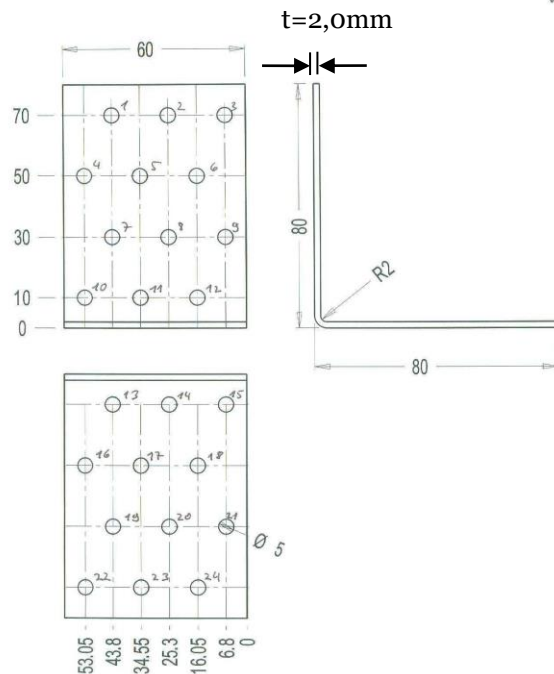
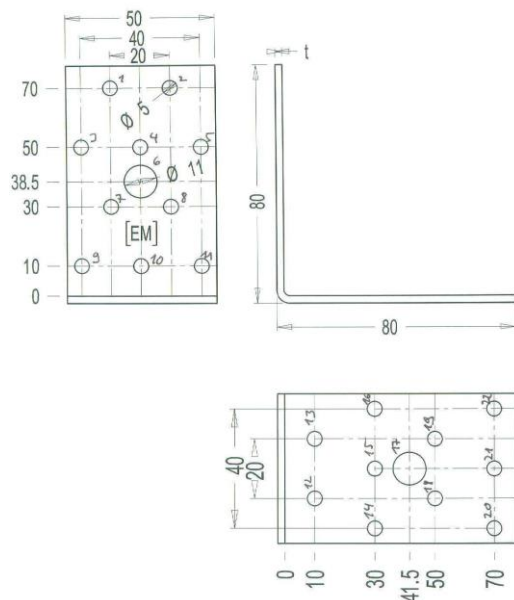


Figure B. 42 Dimensions of angle bracket

Figure B. 43 Dimensions of angle bracket

80x80x50x2,5; with bolt hole

80x80x60x2,0

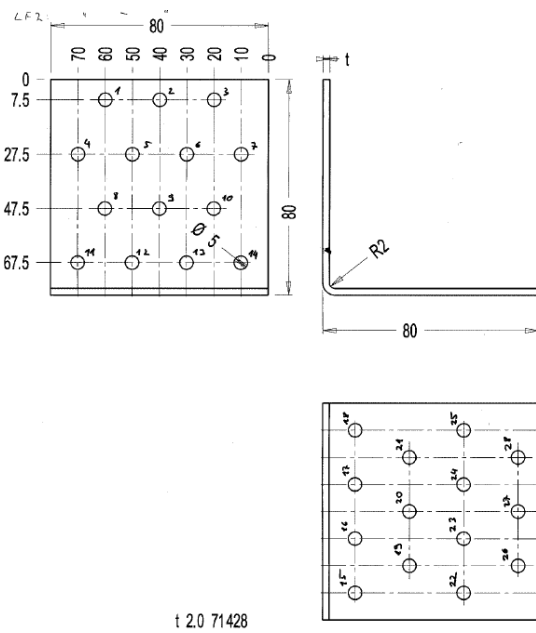


Figure B. 44 Dimensions of angle bracket

80x80x80x2,0

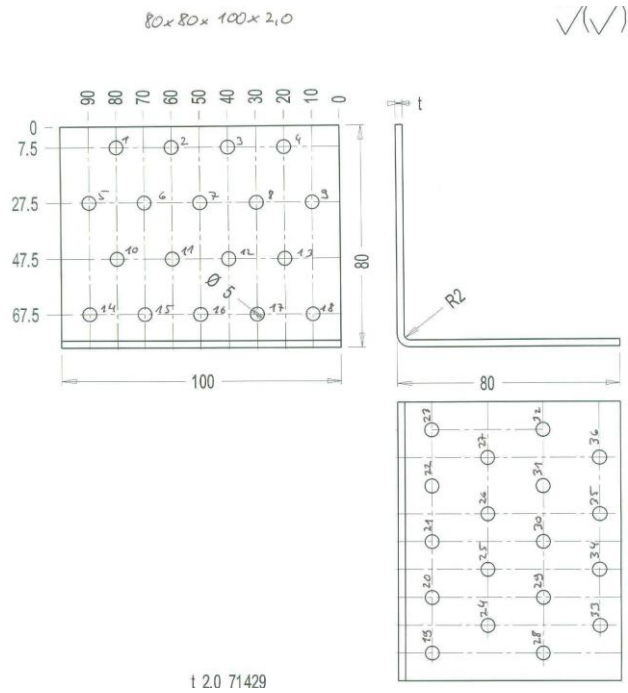


Figure B. 45 Dimensions of angle bracket

80x80x100x2,0

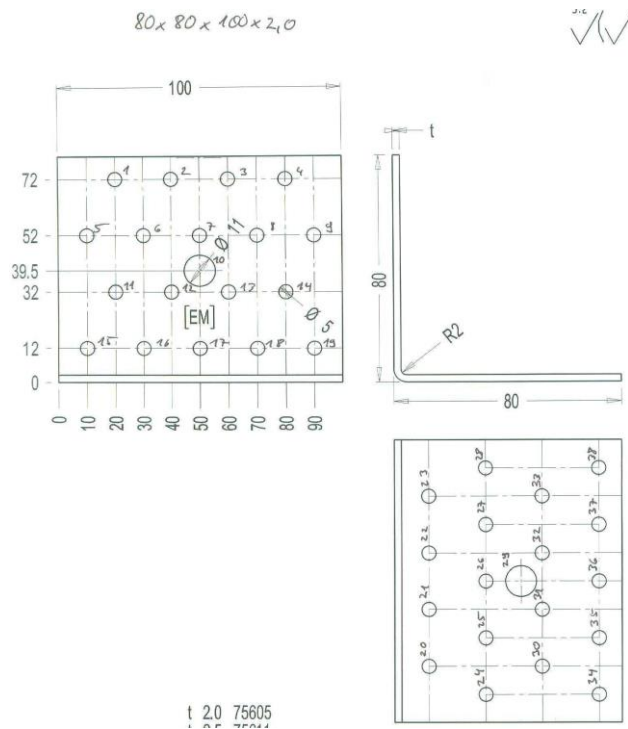


Figure B. 46 Dimensions of angle bracket

80x80x100x2,0; with bolt hole

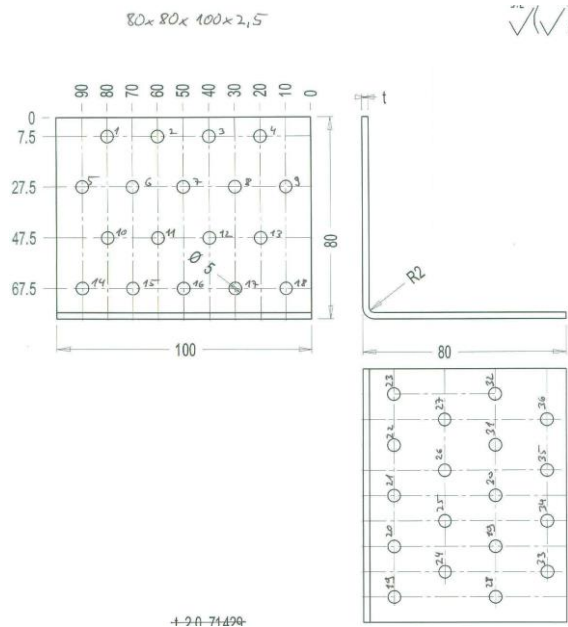
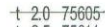


Figure B. 47 Dimensions of angle bracket

80x80x100x2,5;



t=2,0mm

t 2.0 73601

Materjal: H05 DX51D Z275 MAC				Arv: 1 tk.		Hoss:		H06: M11		A4	
Konstruktor	R.K.		21.01.11		Nintus:		Nurgik tugavusega 73601				
Kontrollis											
			Leht: 1		Tõhis:		Muudat:		Tootekaart		
			Lehti: 1		KR 229-1		-XX				

```
t 2.5 73614
t 2.0 73607
```

Materjal: HOG DXSID 2275 MAC			Arv: 1 tk	Mass:	H06T: M1	A4
Konstruktor	R.K.		21.01.11	Ningik tugevusega 73614/73607		
Kontrollis						
			Leht: 1 Lehti: 1	Tahis: KR 229-3	Kuudat: -XX	Tootekoort:

90 x 60 x 60 x 2,0, short rib, two long holes

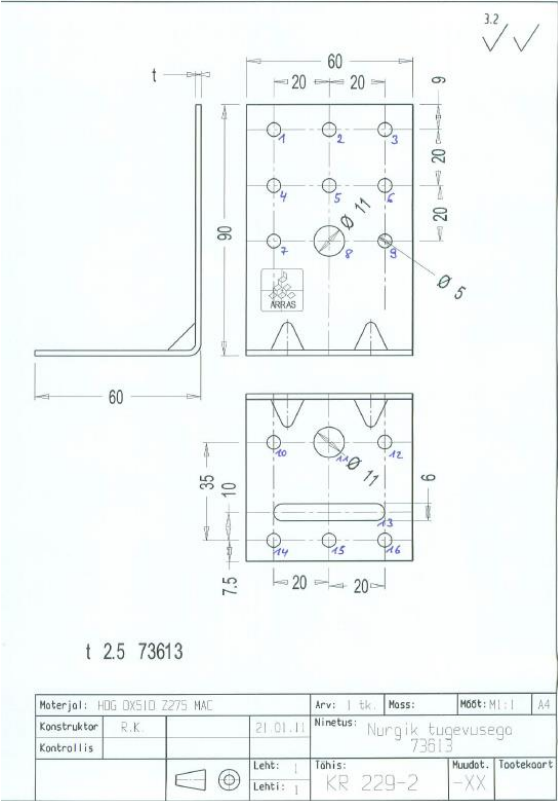


Figure B. 52 Dimensions of angle bracket

90 x 60 x 60 x 2,5, short rib, long hole

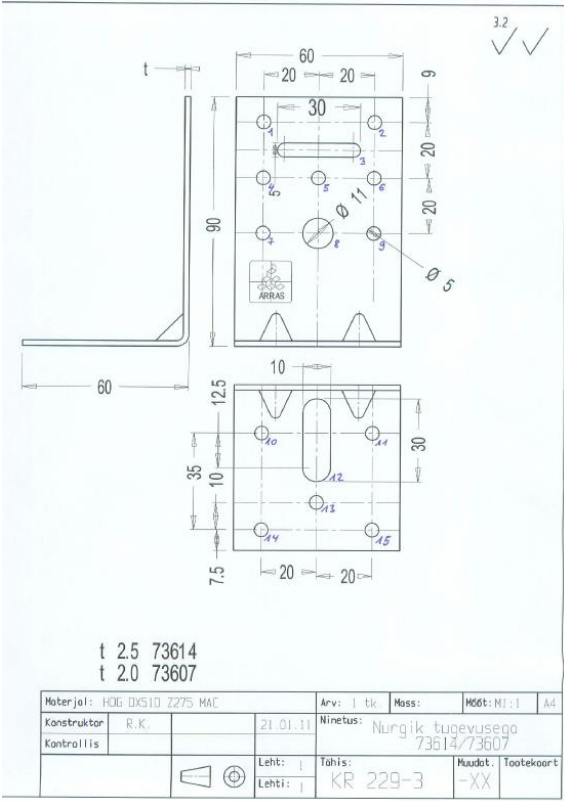


Figure B. 53 Dimensions of angle bracket

90 x 60 x 60 x 2,5, short rib, two long holes

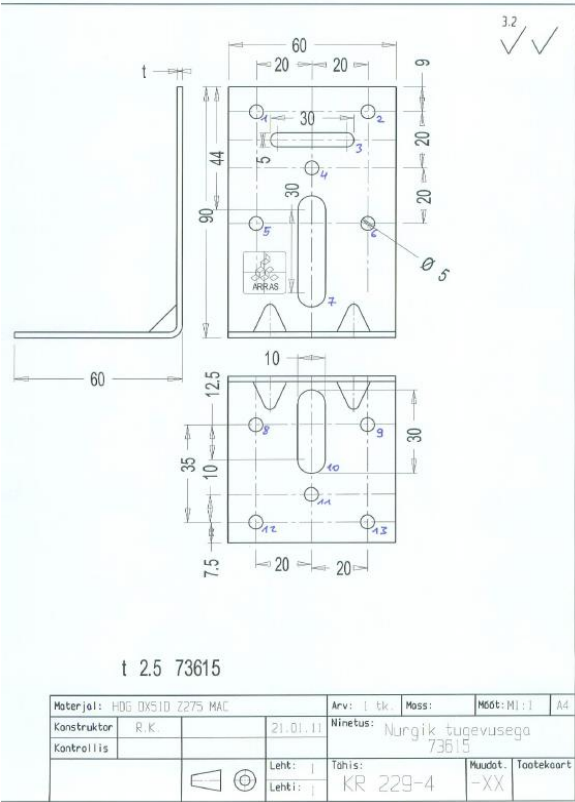


Figure B. 54 Dimensions of angle bracket

90 x 60 x 60 x 2,5, short rib, three long holes

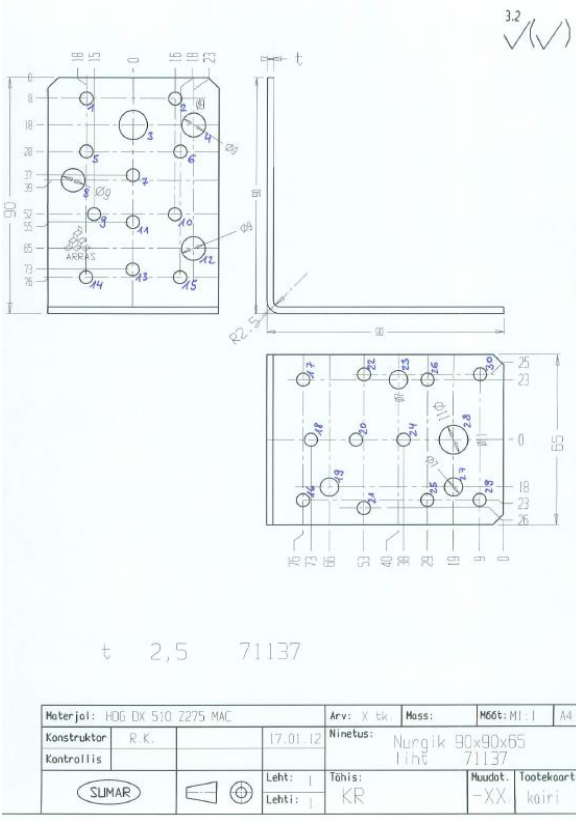


Figure B. 55 Dimensions of angle bracket

90 x 90 x 65 x 2,5, with bolt hole

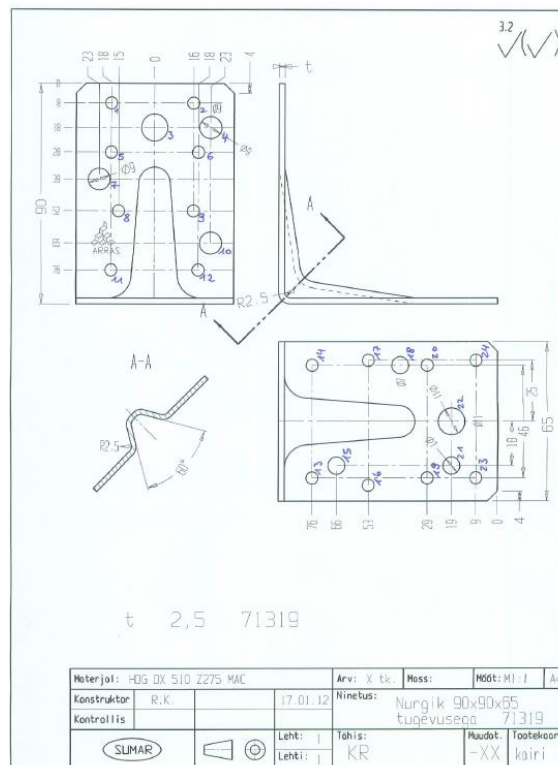
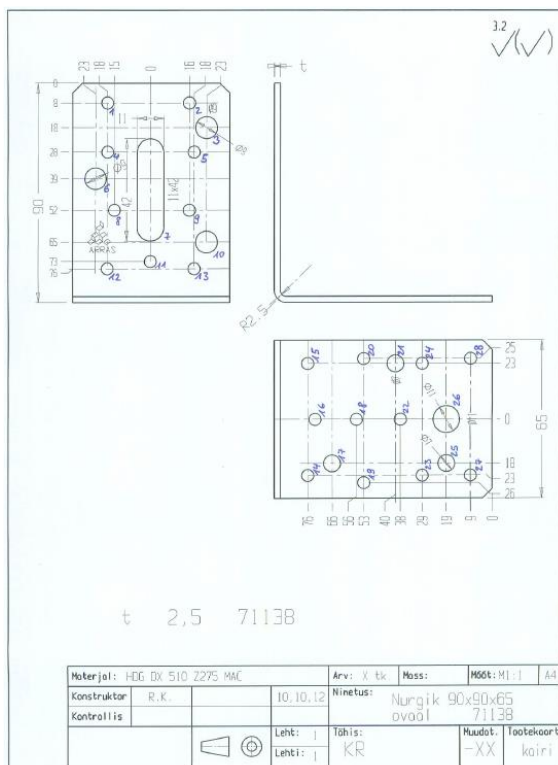


Figure B. 56 Dimensions of angle bracket

90 x 90 x 65 x 2,5 with bolt hole, long hole

Figure B. 57 Dimensions of angle bracket

90 x 90 x 65 x 2,5, with rib

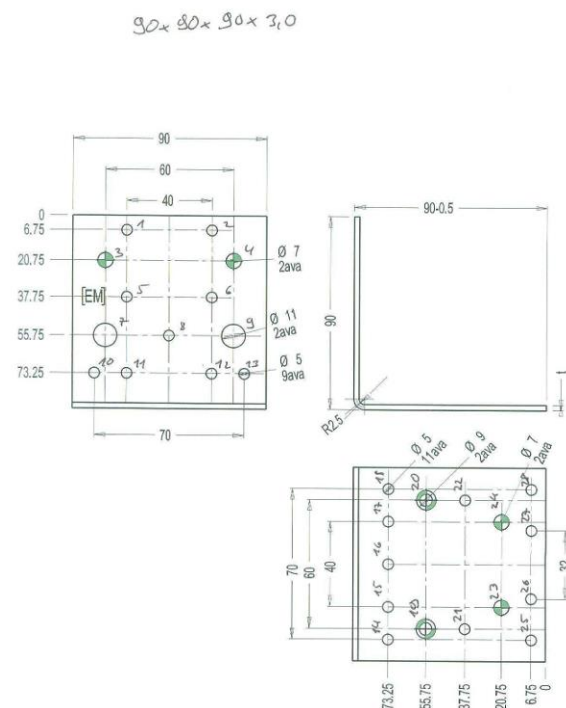


Figure B. 58 Dimensions of angle bracket

90x90x90x3,0

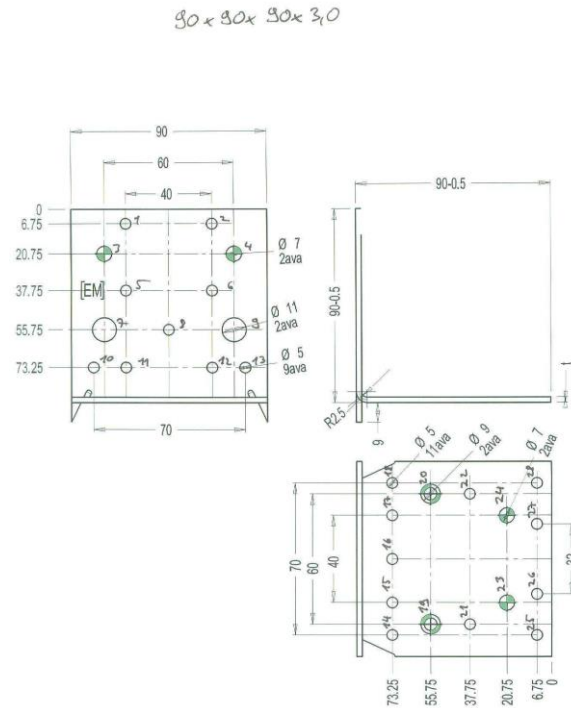


Figure B. 59 Dimensions of angle bracket

90x90x90x3,0; with hook

90x90x90x3,0

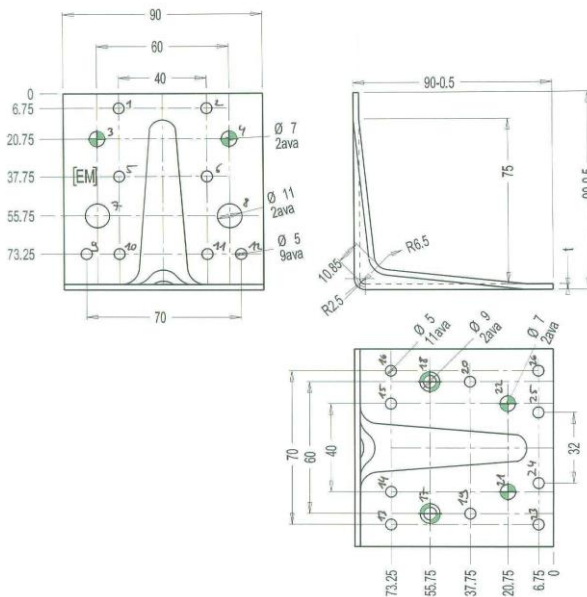


Figure B. 60 Dimensions of angle bracket

90x90x90x3,0; with rib

90x90x90x3,0

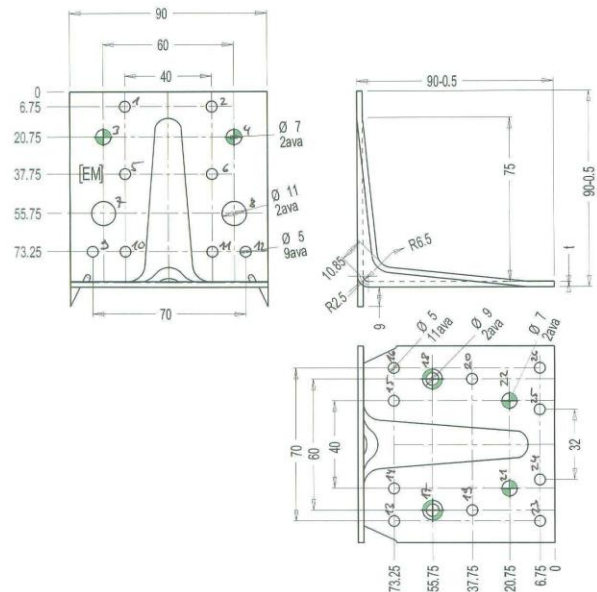


Figure B. 61 Dimensions of angle bracket

90x90x90x3,0; with rib, with hook

100x100x40x2,0

3,4

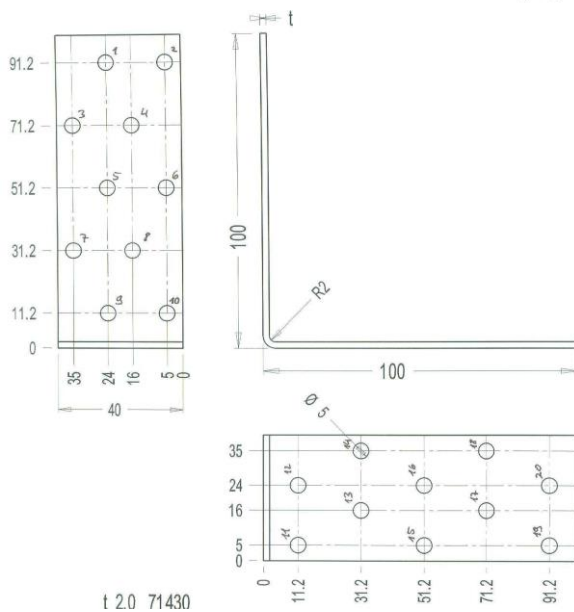


Figure B. 62 Dimensions of angle bracket

100x100x40x2,0

100x100x40x2,5

3,4

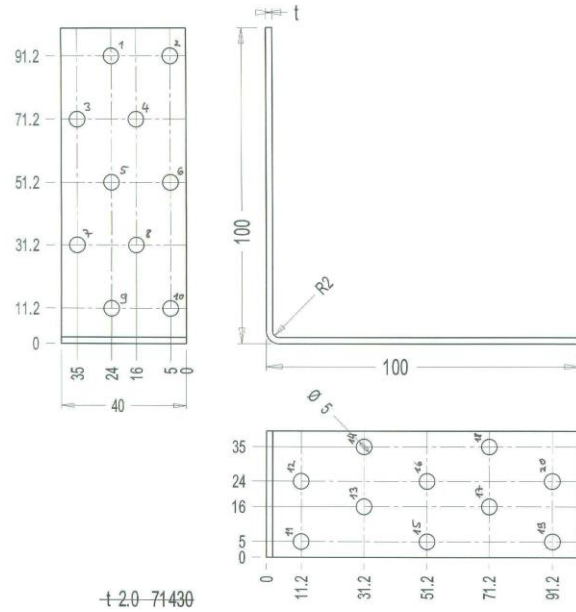


Figure B. 63 Dimensions of angle bracket

100x100x40x2,5

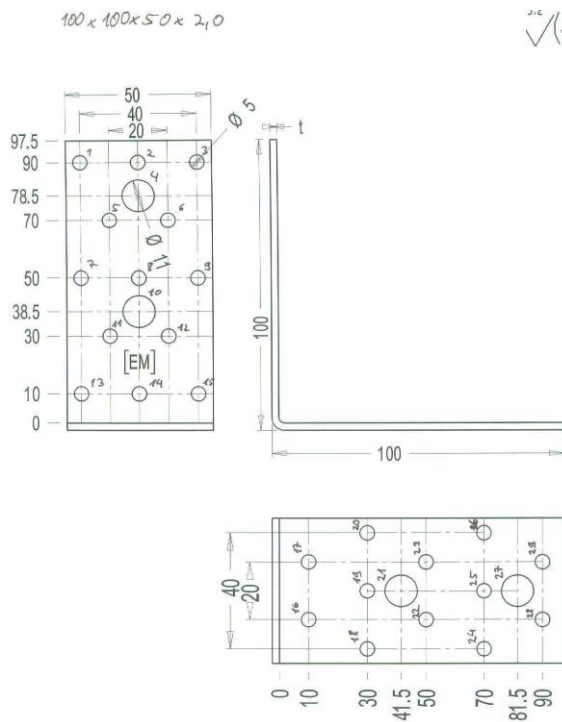


Figure B. 64 Dimensions of angle bracket

100x100x50x2,0; with bolt hole

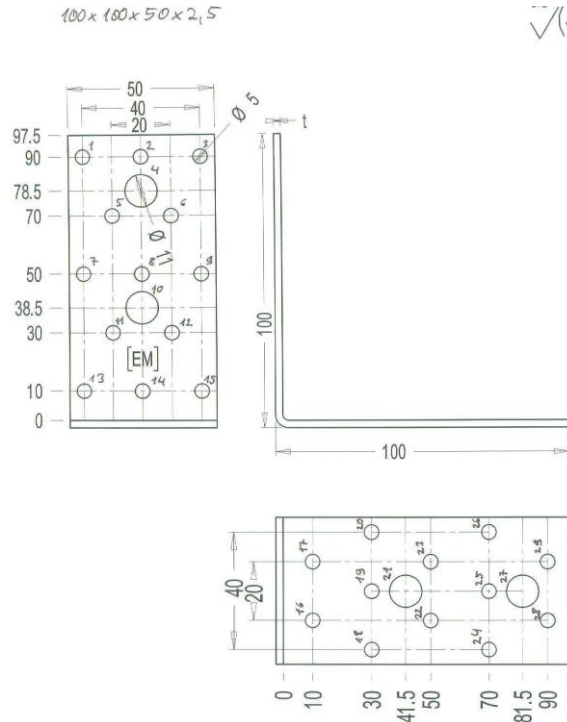


Figure B. 65 Dimensions of angle bracket

100x100x50x2,5; with bolt hole

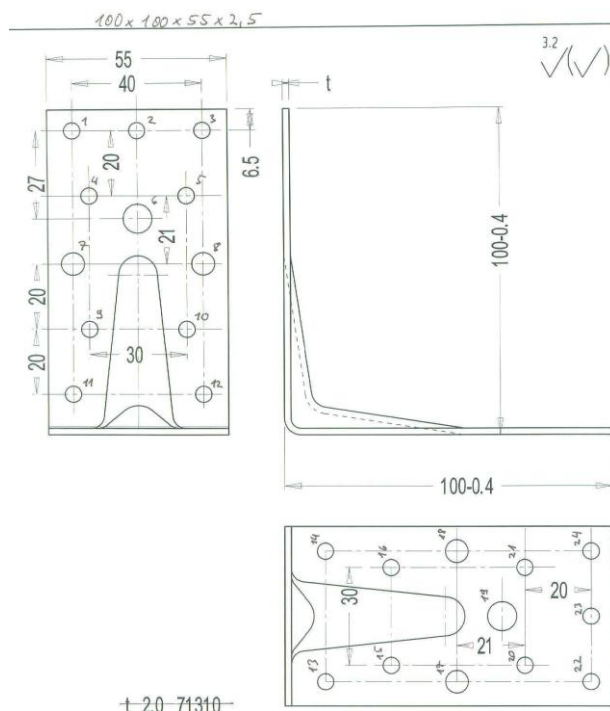


Figure B. 66 Dimensions of angle bracket

100x100x55x2,5; with rib

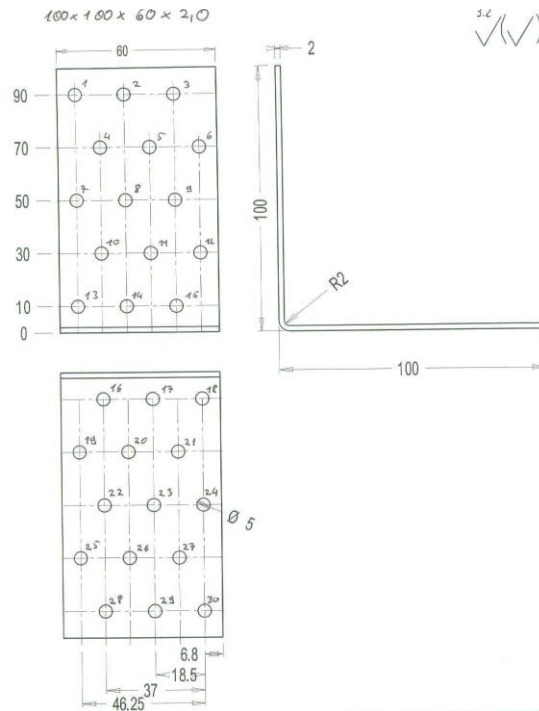


Figure B. 67 Dimensions of angle bracket

100x100x60x2,0

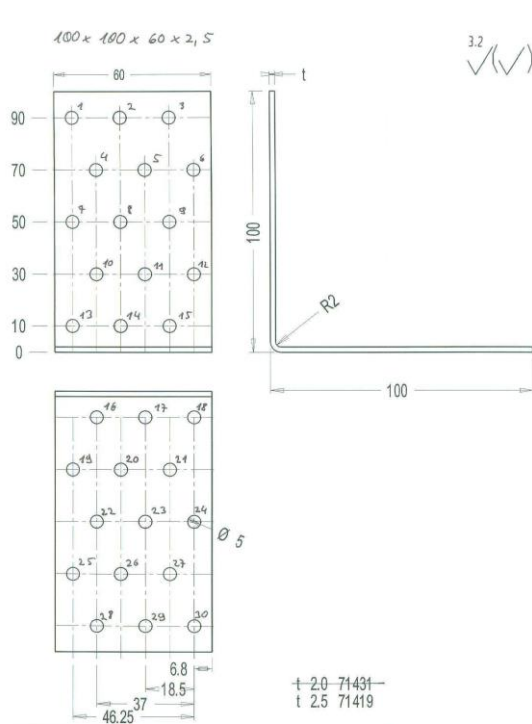


Figure B. 68 Dimensions of angle bracket

100x100x60x2,5

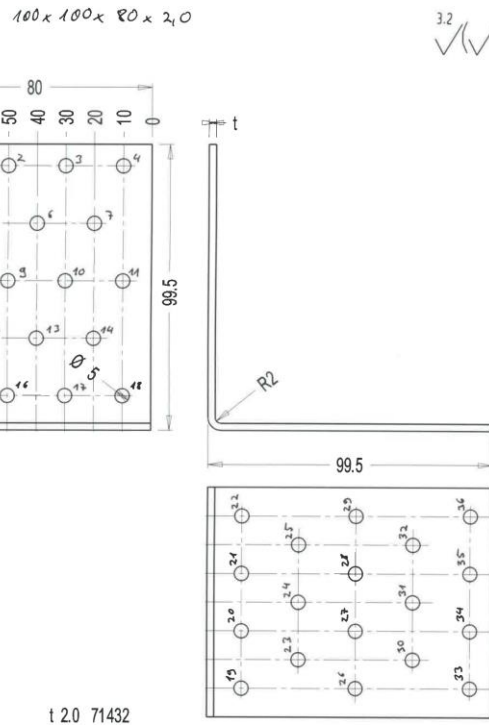


Figure B. 69 Dimensions of angle bracket

100x100x80x2,0

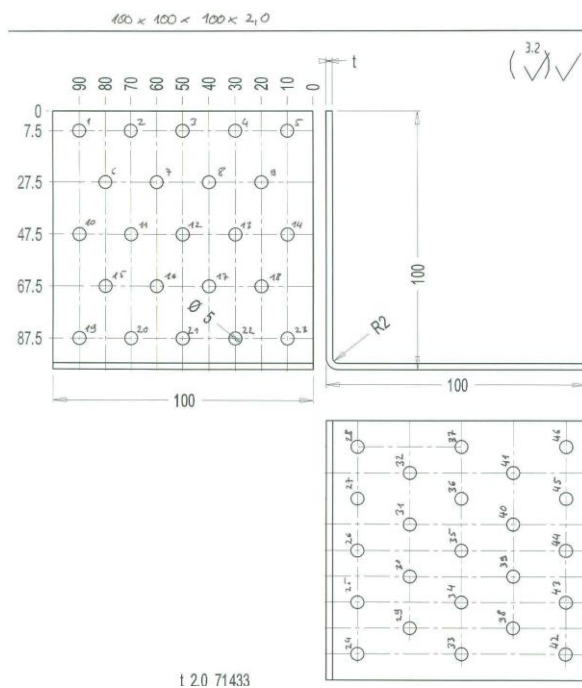


Figure B. 70 Dimensions of angle bracket

100x100x100x2,0

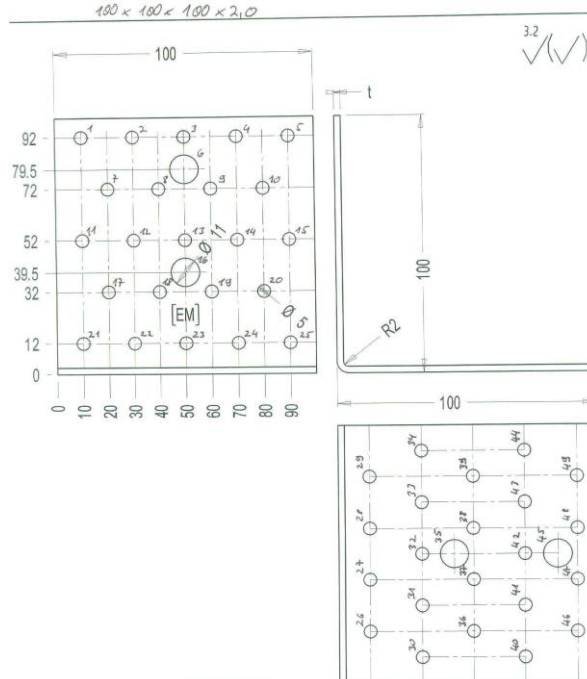


Figure B. 71 Dimensions of angle bracket

100x100x100x2,0; with bolt hole



100x100x100x2,5



105 x 105 x 90 x 2,5, rib, with bolt hole



105 x 105 x 90 x 2,5, with bolt holes



105x105x90x3,0

105x105x90x3,0

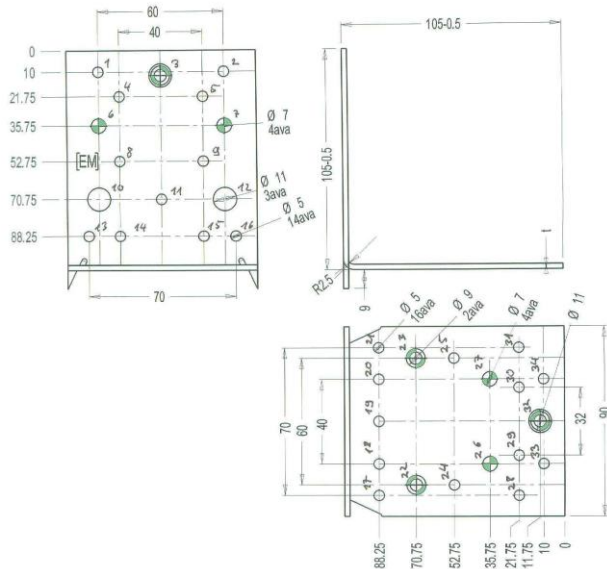


Figure B. 76 Dimensions of angle bracket

105x105x90x3,0; with hook

105x105x90x3,0

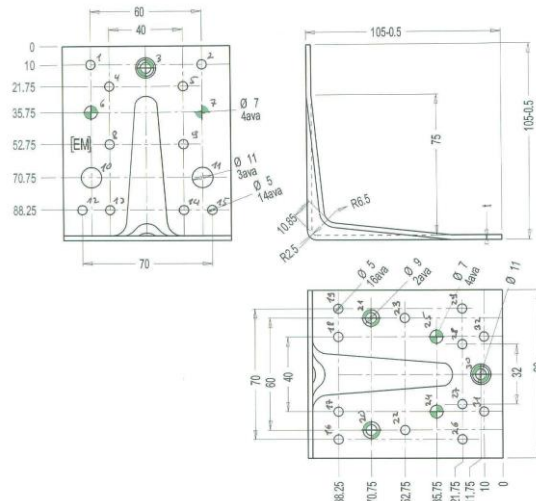


Figure B. 77 Dimensions of angle bracket

105x105x90x3,0; with rib

105x105x90x3,0

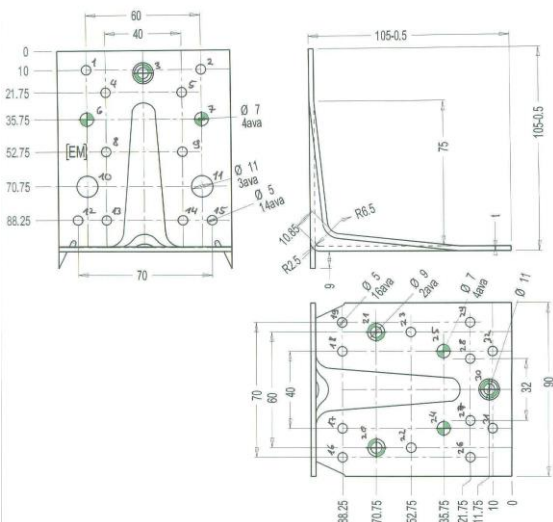


Figure B. 78 Dimensions of angle bracket

105x105x90x3,0; with rib; with hook

120x120x90x3,0

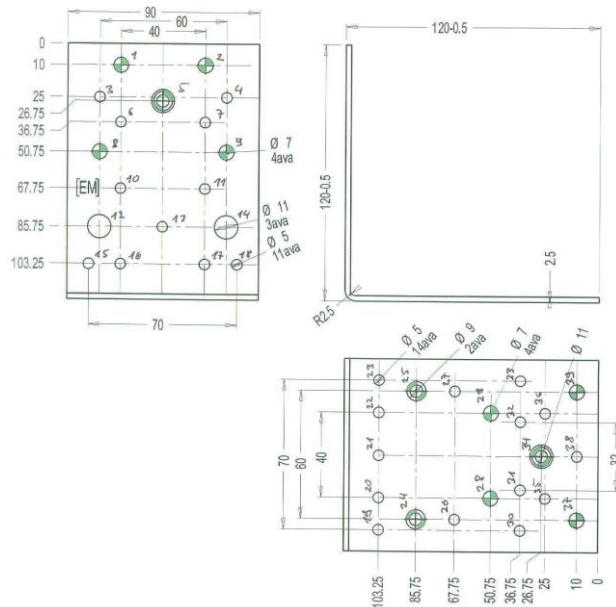


Figure B. 79 Dimensions of angle bracket

120x120x90x3,0

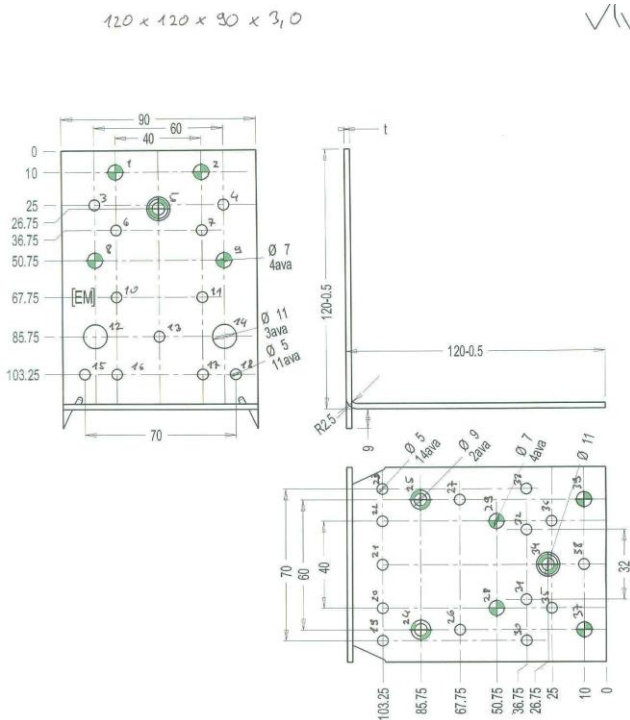


Figure B. 80 Dimensions of angle bracket

120x120x90x3,0; with hook

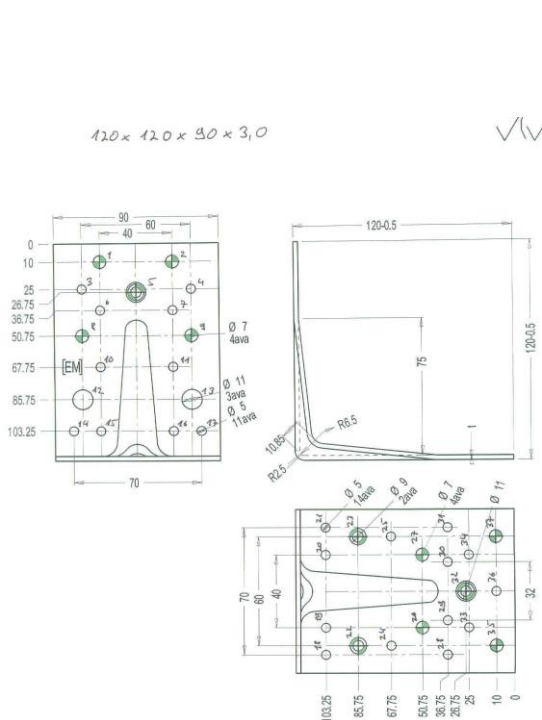


Figure B. 81 Dimensions of angle bracket

120x120x90x3,0; with rib

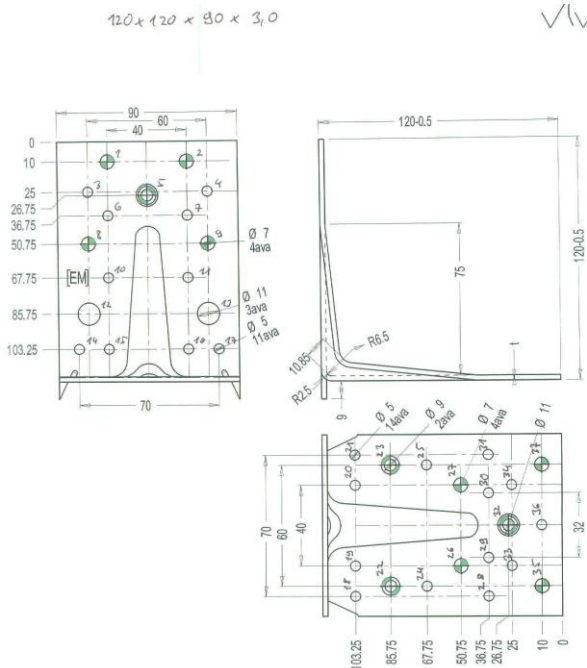


Figure B. 82 Dimensions of angle bracket

120x120x90x3,0; with rib, with hook

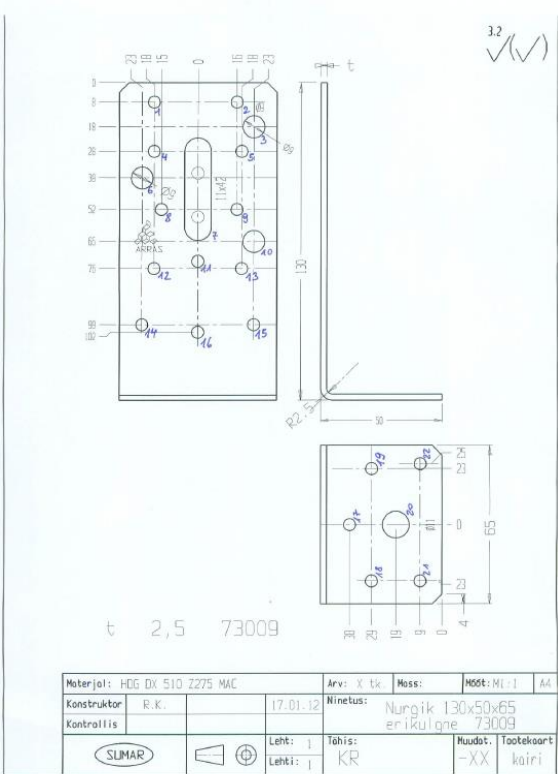


Figure B. 83 Dimensions of angle bracket

130 x 50 x 65 x 2,5 with bolt hole and long hole

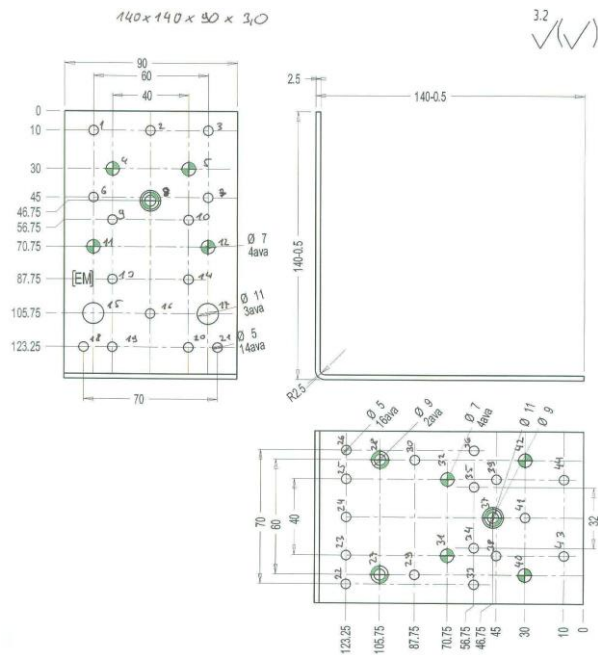


Figure B. 84 Dimensions of angle bracket
140x140x90x3,0

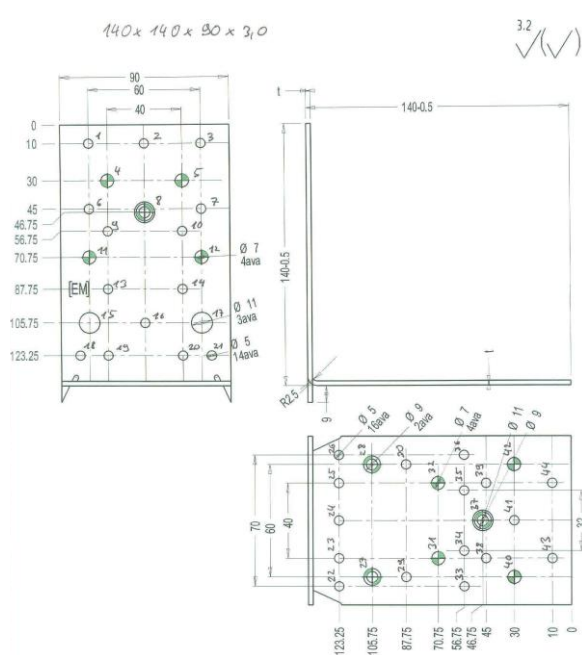


Figure B. 85 Dimensions of angle bracket
140x140x90x3,0; with hook

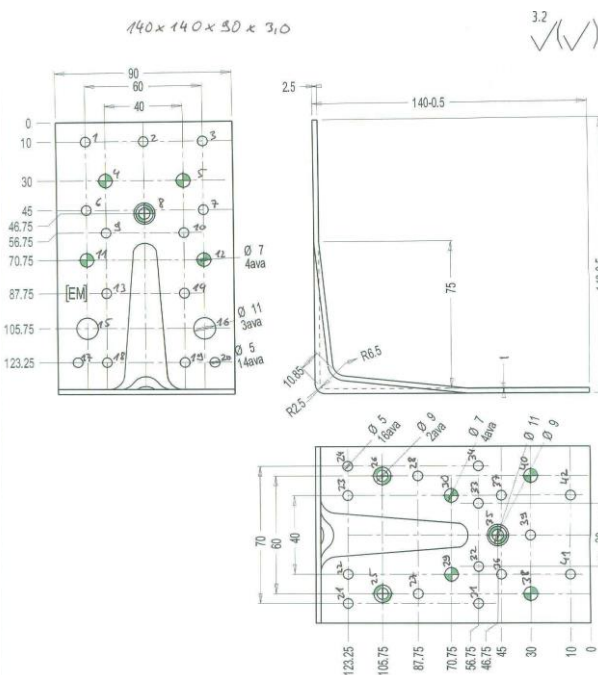


Figure B. 86 Dimensions of angle bracket
140x140x90x3,0; with rib

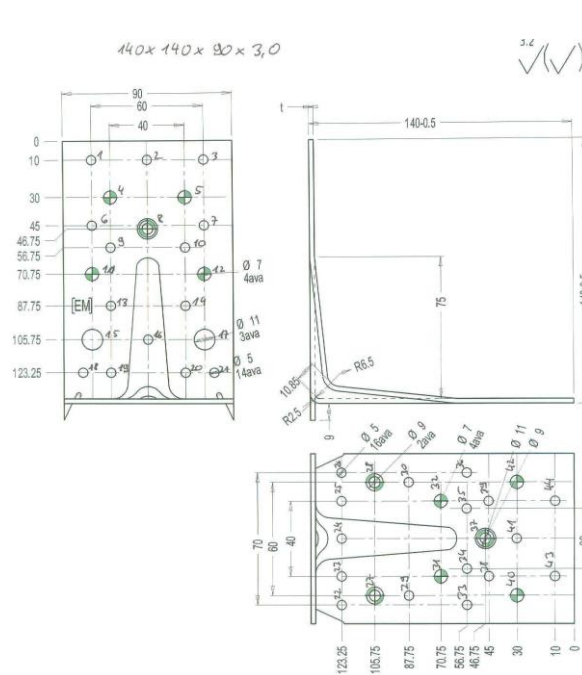


Figure B. 87 Dimensions of angle bracket
140x140x90x3,0; with rib, with hook